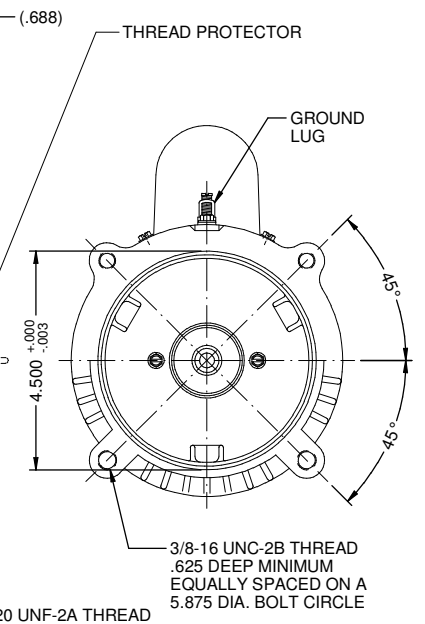
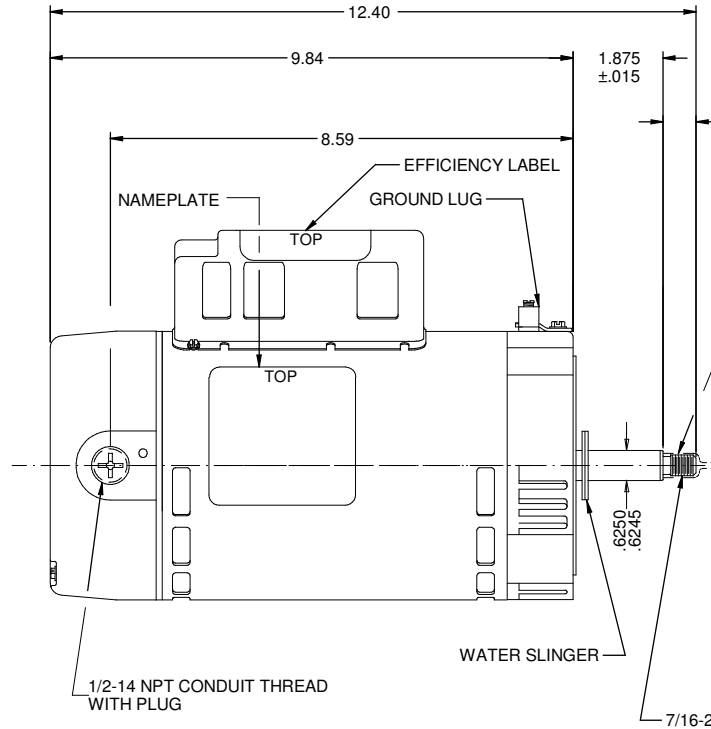
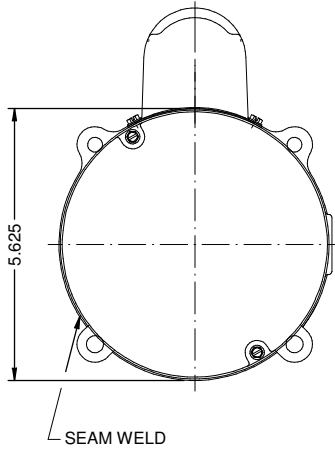


- NOTES:
 1.) MOTOR TO BE SHIPPED CONNECTED FOR 230 VOLTS.
 2.) SHAFT EXTENSION TO BE 303 STAINLESS STEEL.



CAT. NO.	S.F. AMPS	S.F.	PROTECTOR	BEARING
ECT1072	1.50	5.5/11.0	AUTOMATIC	BALL-BALL

MODEL	REF	CUSTOMER	HP	VOLTS	AMPS	HZ	RPM	ROTATION	CUSTOMER PN
T55CXCLT-1392		POOL AFTERMARKET	3/4	230/115		60	3450	CCW DRIVE END	

SHEET NUMBER 1 OF 1	REV D	REVISION RECORD FOR: C5177-29			INFORMATION DISCLOSED ON THIS DOCUMENT IS CONSIDERED PROPRIETARY AND SHALL NOT BE REPRODUCED OR DISCLOSED WITHOUT WRITTEN CONSENT OF NIDEC MOTOR CORPORATION	NIDEC MOTOR CORPORATION		
		UPDATED BACKGROUND TO NIDEC						
REVISION DATE 27-MAR-12					ALL DIMENSIONS ARE FOR REFERENCE ONLY UNLESS TOLERANCE IS GIVEN			
ISSUED BY J.PATROCINIO	REVIEWED BY J.I.SALAZAR	ENGINEER APPROVED J.I.SALAZAR	TITLE ASSEMBLED VIEW			CODE V01	ITEM NO. 772606	SIZE B

NIDEC MOTOR CORPORATION 27-Mar-12

V01_NMCB (MAR-2011)

SOLIDEDGE