



E-Series

Commercial Salt Water Chlorine Generator

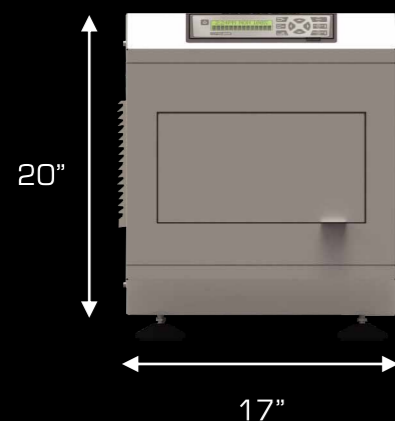
Specifically designed for commercial and semi-commercial swimming pool applications!

Don't take the chance with 'banking' a series of residential systems in-line that are simply not designed for commercial applications!



E-Series Technical Specifications

Models	Power Module Size L x W x H (in)	Cell Housing Size L x W x H (in)	AC Voltage Required	Daily Output Capacity (lbs./day)	Pipe Connection Inch/mm
E-S100	20" x 17" x 19"	12" x 12" x 26"	220 - 240v	5	3" / 80mm
E-S150	20" x 17" x 19"	12" x 12" x 26"	220 - 240v	8	3" / 80mm
E-S200	20" x 17" x 19"	12" x 12" x 26"	220 - 240v	10	3" / 80mm
E-S300	20" x 17" x 19"	12" x 12" x 26"	220 - 240v	15	3" / 80mm
E-S400	20" x 17" x 19"	12" x 12" x 26"	220 - 240v	20	3" / 80mm



Contact Compu Pool today for your free sizing analysis. Let us help you design, size and price your next project.



'Technology in Harmony with Nature'

Compu Pool Products USA
126 Semoran Commerce Place, Apopka FL, 32703 USA
Phone: (888)-989-7258 • Fax: (407)-880-6483
www.compu poolproducts.com



'Technology in Harmony with Nature'

www.compu poolproducts.com

The E-Series fills the gap between the large residential and small to mid size commercial applications. The easily mounted E-Series is equipped with the latest innovative features and built to an impressive standard of robust and reliable quality.

- ✓ Eliminate chlorine storage
- ✓ Reduce water chemistry problems
- ✓ Lower chemical costs
- ✓ Improve water and indoor air quality

LCD Interface with User Friendly Controls

Power Controller with Inbuilt Active Cooling System

Versatile Cell Housing Mounting Bracket

Insect Proof Electronics Enclosure

Front Access Panel for Circuit Breakers and Terminals

Clear Vertical Cell Housings for Easy Inspection and Removal of the Cell

CHOOSING THE CORRECT BRAND

Compu Pool Products have been manufacturing innovative and reliable Salt Water Chlorine Generators since 1979 and are the leaders in this technology. If you want your commercial pool water to be automatically sanitized the pure and healthy way choose a Compu Pool salt water chlorination solution.

CHOOSING THE CORRECT SYSTEM

The appropriate sized system is dependent on many factors including pool size, bather load, water temperature, pool location, filtration time and other specific conditions.

Contact your local Compu Pool representative to help design, size and price your next project. Larger commercial (C-Series) and smaller domestic systems are also available.

HOW DOES IT WORK?

Salt is added to the pool water at 0.35% salt. This slightly salinated water then passes through an electrolytic cell and this produces chlorine gas, which prevents algae and purifies the pool.

THE SALT WATER CHLORINATION ADVANTAGE

- Irritation to eyes and ears is eliminated
- Unpleasant taste and odour is greatly reduced
- No more expensive and hazardous chlorine
- Fully automatic chlorination
- Sparkling clear pool water - every day
- Suitable for all pool surfaces

The E-Series DIFFERENCE

- Cell life up to 30,000 hours - up to double the longevity of most other commercial / semi-commercial salt chlorine generators on the market which are traditionally 15,000 hours or less
- Required operating 3,000 PPM salt up to salt water (35,000 PPM)
- LCD digital display with diagnostic maintenance menu
- Lowest energy consumption for a salt chlorine generator on the market. Enabled by advanced Switch Mode Power Supply Technology
- Compatible with ORP controllers for constant regulation of chlorine production based on demand
- LED lights to indicate problems such as low salt & no flow
- Slim line electrical enclosure to fit into tight spaces and mounts easily on the wall or on a bench/floor
- Easy installation to new and existing pools
- Reliable and durable for long lasting performance
- The cell is removable for easy exchange
- Advanced rust proof metal enclosure with full weather and insect protection
- Internal fan forced cooling technology, to withstand the toughest of climates and conditions
- 2 year limited warranty on the cell and the power module
- Models range from 4 lbs - 20 lbs p/day


Wall or Floor Mountable




Digital LCD Display



Fan Forced Enclosure Cooling



Independently Mounted Cell Module



Considered the most efficient chlorine factory right next to your pool