

FX | LUMINAIRE®
AL-12, AL-18, AL-25



ACCENTOLUME® | FX LUMINAIRE®

**THE MOST EFFICIENT
 PATHLITE AVAILABLE**

The FX Luminaire® AccentoLume® is a perfect blend of elegant form and clean geometric lines. Designed to blend in effortlessly with both classic and modern architectures by combining graceful appearance with simplicity of form.

The patent pending AccentoLume® is constructed from extremely durable corrosion resistant T6-6061 Aluminum Alloy, which receives a military-grade finish.

The AccentoLume® sends out a large elliptical light pattern – light projects only 2' behind the fixture, 18' forward and 15' wide, but no higher than knee level. This unique photometric quality solves the common problem of projecting glare-free light onto expanses of hardscape from the perimeter.

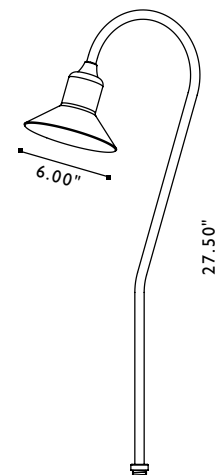
A deep cowling assures glare-free illumination even on most uphill viewing applications. When mounted in tall plant material the AL creates a mini-moonlight effect.



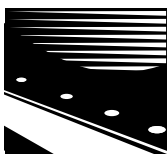
THE LIGHTING CHAMELEON

A great application for the AL is to mount it behind small garden walls or adjacent pathways to illuminate steps without the use of hard-to-install integral mount step or wall lights.

For best effect and longevity install AL's 12-24" behind planter or walkway edge (except when coming over wall to illuminate steps). Installing the AL a little behind the planter's edge will allow the beam to spread out wider and keep the fixture away from pedestrian traffic impact.



**PERIMETER
 LIGHTING**



ACCENTOLUME® - ORDERING INFORMATION


The AL comes standard with a Frosted 12 watt Incandescent lamp, CapannaDiNoce® (CDS), and your choice of finish options.

STANDARD OPTIONS:

1 + 2 + 3 ORDERED TOGETHER ON SAME LINE

AVAILABLE LAMP CONFIGURATIONS:

Your choice of one lamp will come pre-installed.

FIXTURE/CODE	WATTAGE/CODE	AVG. LIFE HOUR
1 AL 	2 INCANDESCENT LAMP OPTIONS:	
	12	2000
	18	2000
	25	2000

FINISH OPTIONS:

Choose from the following options. All have regular lead times.

CODE	DESCRIPTION
3	BZ Bronze Metallic
	DG Desert Granite
	BF Black Wrinkle
	VF Verde Speckle
	SB Sedona Brown
	WF White Wrinkle
	WI Weathered Iron

STANDARD PARTS:



ORDERING SAMPLE:

SECTIONS:	DESCRIPTION:	WHAT TO ORDER:
1 + 2 + 3 <small>optional</small>	+ +	= AL-12-BZ
A	PostMount®	= PM

NON-STANDARD OPTIONS:

MUST BE ORDERED ON SEPARATE LINE!

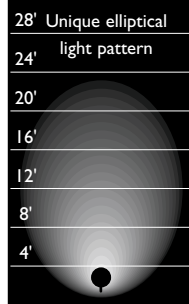
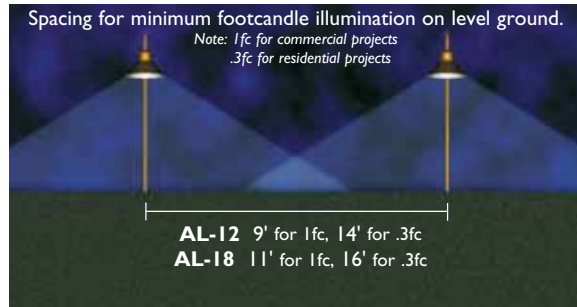
ADDITIONAL MOUNTING OPTIONS:

Comes pre-assembled with CapannaDiNoce®.

All other mounting options will arrive in separate box.

CODE	DESCRIPTION	SIZE
A	SJ SuperJ-boX®	2.50" x 12.00"
	PM PostMount®	2.50" x 13.00"

PHOTOMETRICS:



Distance	Footcandle Power	
	AL-12	AL-18
4'	1.1	1.4
6'	.43	.53
8'	.23	.27
10'	.13	.16
12'	.07	.11
14'	.03	.06
16'	.01	.03
18'		.01

For conversion to lumens: Multiply footcandles x 10. See FX glossary for a full description of fc and lumens.