

## NP LED Up Light **DESIGNER PLUS**



---

PROJECT

---

CATALOG #

---

TYPE

---

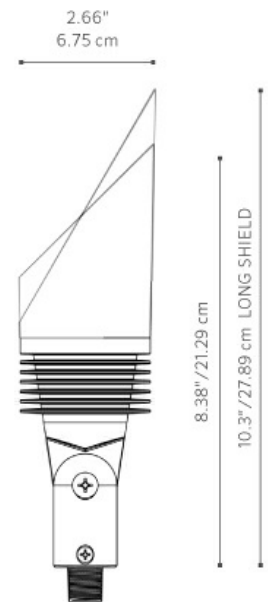
NOTES

---

The NP is our most versatile LED Up Light, and is engineered to accommodate all aspects of your up-lighting needs.

### Quick Facts

- Die-cast aluminum
- Two-layer marine-grade anodization and powder coat finish
- Lumileds® Integrated LEDs
- ProAim™ adjustability
- Beam angle lenses
- Compatible with Luxor® technology
- Phase dimmable
- Input voltage: 10-15V



# NP LED Up Light SPECIFICATIONS

Output	3LED	6LED	9LED	ZDC
<b>Total Lumens<sup>†</sup></b>	289	512	751	110
<b>Input Voltage</b>	10 to 15V	10 to 15V	10 to 15V	11 to 15V
<b>Input Power</b>	4.0 W	7.7 W	11.1 W	9.1 W
<b>Power Consumption (VA)</b>	4.4 W	9.3 W	12.2 W	11.0 W
<b>Efficacy (lm/W)</b>	74	66	68	21
<b>Color Rendering Index (CRI)</b>	83	83	83	80+
<b>Center Beam Candlepower*</b>				
<b>Flood (35)</b>	571	1,094	1446	172
<b>Dimming</b>				
<b>Primary Dimming (Transformer)</b>	Consult transformer specifications			
<b>Secondary Dimming (Fixture)</b>	Phase-cut**	Phase-cut**	Phase-cut**	Luxor
<b>RGBW Available</b>	No	No	No	Yes
<b>Luxor Compatibility</b>				
<b>Default</b>	Zoning	Zoning	Zoning	--
<b>ZD Option</b>	Zoning/Dimming	Zoning/Dimming	Zoning/Dimming	--
<b>ZDC Option</b>	--	--	--	Zoning/Dimming/Color
<b>Minimum Rated Life L70 (Hrs)</b>	72,000	72,000	72,000	55,000

\* Information for Spot or Wide Flood available in IES files

\*\* For optimal performance, use a trailing-edge, phase-cut dimmer

† Measured using the 2,700K CCT option

# NP LED Up Light SPECIFICATIONS

## FX Luminaire

FX Luminaire is an industry-leading manufacturer of landscape and architectural lighting products with a focus on the advancement of LED technology and digital lighting control with zoning, dimming, and color adjustment capabilities. We offer a full spectrum of specification-driven lighting fixtures that can be utilized to create elegant, cutting-edge landscape lighting systems for commercial or residential applications. Our products are available exclusively via our extensive professional distributor network.

## Materials

Die-cast aluminum A380 housing and shroud with stainless steel hardware. Die-cast zinc/aluminum alloy knuckle.

## Knuckle

Die-cast zinc/aluminum alloy knuckle with 1/2"-14 (13 mm) NPSM threads. Compress and lock features prevent slip after installation. 9° increments adjustability over 220° of vertical adjustment.

## LED

Integrated LED module with Lumileds LEDs. Gold-plated connectors and conformal coated for maximum reliability and corrosion resistance. Proprietary on-board intelligent driver uses firmware-controlled temperature regulation, maximizing LED life. Field upgradeable and replaceable, the LEDs are rated to 72,000 hrs. Maximum drive current: 1 A.

## Optics

Color temperature defined by part number. Beam angle lenses included with fixture: 35° (pre-installed) and 60°. For additional color filters, spread lenses, hex baffles, etc., use MR-16 sized accessories (MR16: 1.95" (49.5 mm) dia. x 1.1 mm thickness). Beam angle is calculated using LM-79 method for SSL luminaires.

## Finish

Two-layer protection of sulfuric acid anodization and polyester TGIC powder coat, providing superior outdoor weathering in all conditions. Tested to ASTM standards.

## Hardware

Stainless steel angle lock screw. Includes 10" (254 mm) ABS slotted installation spike.

## Wiring

18 AWG (1 mm); SPT-1W; 220°F (105°C); 300V; 10' (3 m) length, pre-stripped.

## Sockets

Socket contains MoistureBlock™ technology, preventing moisture from wicking up into sealed areas of the fixture.

## Power

Input 10-15VAC/VDC 50/60Hz. Remote transformer required (specify separately)

## Housing

Die-cast aluminum housing with capacity for 1LED, 3LED, 6LED, 9LED, or ZDC integrated LEDs.

## Glare Control

Die-cast aluminum shroud with 45° cutoff (standard) or 60° long shroud option.

## Weight

1.9 lbs. (0.9 kg)

## Lens

Tempered glass lens with shock resistance and high tolerance for thermal expansion and stress.

## International Compliance

Compliant per IEC 60598-1 and IEC 60598-2-4 when used with International Spike Kit ("EKITSPIKE") or alternate mount greater than or equal to IP65, or by selecting the "e" version.

## Ambient Operating Temperature

0°F to 140°F (-18°C to 60°C)

## Sustainability

Innovation meets conservation in the design and manufacturing of our products. Where we can, we use recycled materials while maintaining superior functionality. Our LED products provide high-quality light at optimal energy efficiency, lifespan, and durability.

## Installation Requirements

Designed for installation in the upward direction only.

## Control

ZD or ZDC options utilize Luxor technology to zone light fixtures in up to 250 groups, dim each group in 1% increments between 0 and 100%, or change to one of 30,000 colors with RGBW LEDs. Select the ZD option for zoning/dimming or ZDC for zoning/dimming/color. Standard fixture is zoneable with Luxor.

## Manufacturing

ISO 9001:2015 certified facility








## Warranty

10-year limited warranty.

## Listings



# NP LED Up Light ORDERING INFORMATION

Fixture	Luxor Option	Lamp	Compliance	Shroud	Finish
NP	[default] Zone	3 LED 4.0W/4.4VA	[default] North America (UL-listed)	[default] 45° Angled Shroud	BZ Bronze Metallic 
	ZD Zone/Dim	6 LED 7.7W/9.3VA	e Int'l (CE Certified)	LS 60° Angled Long Shroud	DG Desert Granite 
	ZDC Zone/Dim/Color	9 LED 11.1W/12.2VA			WI Weathered Iron 
		[default ZDC option] 9.1W/11.0VA			SB Sedona Brown 
				FB Black 	
				FW Flat White 	
				SV Silver 	



EXAMPLE FIXTURE CONFIGURATION: *NP-ZD-6LED-BZ*  
 \* Ships with Super Slot Spike (753900)

## NP-3LED - Illuminance at a Distance

Distance	Center Beam fc	Beam Width	
Feet (Meters)	Foot-Candles (Lux)	Vertical: 35.5 °	Horizontal: 35.8 °
5.0' (1.5 m)	23 fc (245 lx)	3.2 ft (1.0 m)	3.2 ft (1.0 m)
10.0' (3.0 m)	5.7 fc (61 lx)	6.4 ft (2.0 m)	6.5 ft (2.0 m)
15.0' (4.6 m)	2.5 fc (27 lx)	9.6 ft (2.9 m)	9.7 ft (3.0 m)
20.0' (6.1 m)	1.4 fc (15 lx)	12.8 ft (3.9 m)	12.9 ft (3.9 m)
25.0' (7.6 m)	0.9 fc (10 lx)	16 ft (4.9 m)	16.1 ft (4.9 m)
30.0' (9.1 m)	0.6 fc (6 lx)	19.2 ft (5.9 m)	19.4 ft (5.9 m)

























## NP-6LED - Illuminance at a Distance

Distance	Center Beam fc	Beam Width	
Feet (Meters)	Foot-Candles (Lux)	Vertical: 32.3 °	Horizontal: 34.0 °
5.0' (1.5 m)	44 fc (469 lx)	2.9 ft (0.8 m)	3.1 ft (0.9 m)
10.0' (3.0 m)	11 fc (117 lx)	5.8 ft (1.8 m)	6.1 ft (1.9 m)
15.0' (4.6 m)	4.8 fc (52 lx)	8.7 ft (2.7 m)	9.2 ft (2.8 m)
20.0' (6.1 m)	2.7 fc (29 lx)	11.6 ft (3.5 m)	12.2 ft (3.7 m)
25.0' (7.6 m)	1.7 fc (19 lx)	14.5 ft (4.4 m)	15.3 ft (4.7 m)
30.0' (9.1 m)	1.2 fc (13 lx)	17.4 ft (5.3 m)	18.3 ft (5.6 m)

## NP-9LED - Illuminance at a Distance


Distance	Center Beam fc	Beam Width	
Feet (Meters)	Foot-Candles (Lux)	Vertical: 32.9 °	Horizontal: 34.2 °
5.0' (1.5 m)	58 fc (622 lx)	3.0 ft (0.9 m)	3.1 ft (0.9 m)
10.0' (3.0 m)	15 fc (156 lx)	5.9 ft (1.8 m)	6.2 ft (1.9 m)
15.0' (4.6 m)	6.4 fc (69 lx)	8.9 ft (2.7 m)	9.2 ft (2.8 m)
20.0' (6.1 m)	3.6 fc (39 lx)	11.8 ft (3.6 m)	12.3 ft (3.7 m)
25.0' (7.6 m)	2.3 fc (25 lx)	14.8 ft (4.5 m)	15.4 ft (4.7 m)
30.0' (9.1 m)	1.6 fc (17 lx)	17.7 ft (5.4 m)	18.5 ft (5.6 m)

## MOUNTING OPTIONS: Specify Separately

Mounts	Catalog No.		Mounts	Catalog No.	
Long Slot Spike	250015840000		Three-Prong Spike	250020020000	
Lock Ring	250030410000SP		Super Slot Spike	753900	
Straight Coupling	COUP-XX*		CE Certified Spike	eKitSpike	
90° Coupling	ELBW-050-XX*		Gutter Mount	GM-SS	
Ground Mount with ½" Thread	GM-XX*		Mini J-Box for ½" Thread	MJB-050-XX*	
Mini Mount	MM-050-XX*		ProAim® Ratcheting Spike	PARS	
Post Mount	PM-XX*		Super J-Box Spike	SJ-XX*	
TreeBox® Mount with ½" Thread	TB-XX*		T-Mount Coupling with ½" Thread	TMNT-050-XX*	
Tree Ring	TR-YY*-6P-XX*		VersaBox® Mount with ½" Thread	VB-050-XX*	
Variable Height Riser for Up Lights	VHR-UL		Wall Mount Knuckle	WM-XX*	
Single-Gang Wall Plate with ½" Thread	WP-1G-050-XX*		Round Wall Plate with ½" Thread	WP-RD-050-XX*	
Sign Light Riser, Aluminum	YY*-R-SL-XX*		Aluminum Riser, ¾" Diameter	YY*-R-XX*	



# NP LED Up Light ORDERING INFORMATION

GLARE OPTIONS: Specify Separately

Glare	Catalog No.		Glare	Catalog No.
Hex Baffle for MR-16 LED Lamps	250015260000			

# NP LED Up Light ORDERING INFORMATION


LENSE OPTIONS: Specify Separately

Lenses	Catalog No.	Lenses	Catalog No.
Integrated LED Flood Lens, 35°	X*-LEDFLENS 	Integrated LED Wide Flood Lens, 60°	X*-LEDWFLENS 



# NP LED Up Light ORDERING INFORMATION

POWER OPTIONS: Specify Separately

Power	Catalog No.		Power	Catalog No.	
Plug-in transformer, 6W	MT-6W		Step-Down Transformer, UV (120/277 V to 12 V)	ST-UV	
Lighting Fixture Surge Module	SURGE-MOD	