

VGB Series

The AquaStar line of suction outlet covers, compliant with the new Virginia Graeme-Baker Pool and Spa Safety Act (ANSI/APSP 16-2011 AND NSF 50-2008)

Features

For single or multiple drain use
(see installation instructions)

Single – 3" sump depth
Floor/Wall: 232 GPM at 1.8 fps
Floor/Wall: 191.2 GPM at 1.5 fps
40.9 square inch opening

Easily and safely retrofits most brands' existing 12" square 3/4" deep frames

Mud frame included for new construction

Additional sump versions also available

#316 stainless steel screws


Manufactured from superior UV-resistant engineered polymers

All components (cover, frame, screws) meet or exceed ANSI/APSP 16-2011 AND NSF 50-2008 national standards and ASTM G154 UV testing exposure

Listed with IAPMO R&T

12 per case

NEW SUN Series








*Fits: AquaStar, Pentair #1, AquaStar pre-VGB (3/4" deep frames)




12" Square Vented Riser Ring also sold separately part # 12RRxxx

Part # SUN12WRxxx

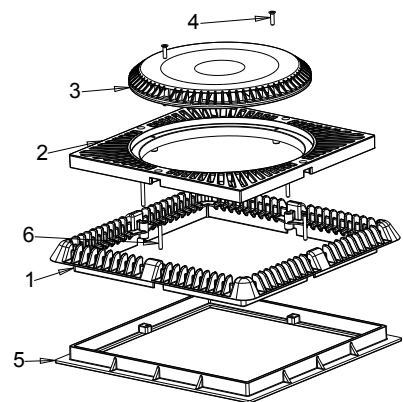
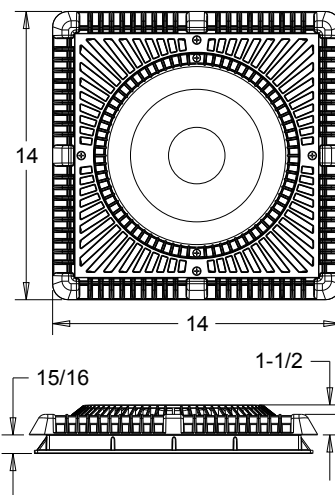
STANDARD COLORS

	101		105
	102		108
	103		

OPTIONAL COLORS

	104		107
	106		

VGB 2008 Compliant



1. 12" vented riser ring
2. 12" shallow square "SUN" to 10" round adapter
3. 10" anti-entrapment suction outlet cover
4. #10 x 3/4" flat head phillips screw, 316 ss
5. 12" square drain frame
6. #10 x 1-1/2" flat head phillips type-a screw, 316 ss

ADDITIONAL PRODUCT CONFIGURATIONS FOR SUN12WRxxx

Features: Sump Buckets for SUN12WRxxx

For single or multiple drain use (see installation instructions)

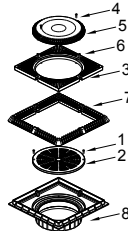
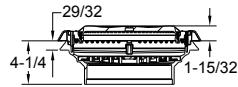
#316 stainless steel screws

Manufactured from superior UV-resistant engineered polymers

All components (cover, adapter plate, sump, screws) meet or exceed ANSI/APSP 16-2011 AND NSF 50-2008 national standards and ASTM G154 UV testing exposure

Sold with SUN12WRxxx, not sold separately

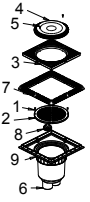
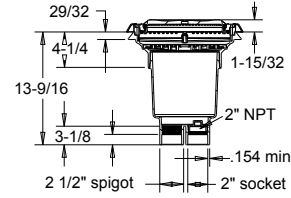
Double-Deep Sump



1. 10-32 x 5/8" flat head phillips screw, 316 ss, qty 2
2. 10" round flat grate (optional)
3. 12"x12" to 10" round adapter with flow slots
4. 10" anti-entrapment suction outlet cover
5. #10 x 3/4" flat head phillips screw, 316 ss, qty 2
6. #10 x 1-1/2" flat head phillips type-a screw, 316 ss, qty 4
7. 12" vented riser ring
8. 12" square double deep frame

Part #
SUN12WRxxxA
4 per case

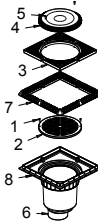
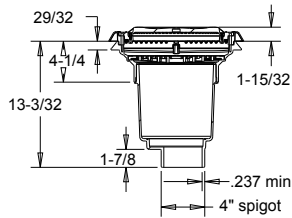
Dual-Port 2 1/2" Spigot x 2" Socket Deep PVC Sump



1. 10-32 x 5/8" lg flat head phillips screw, 316 ss, qty 2
2. 10" round flat grate (optional)
3. 12"x12" to 10" round adapter with flow slots
4. 10" anti-entrapment suction outlet cover
5. #10 x 3/4" lg flat head phillips screw, 316 ss, qty 2
6. Dual port 2 1/2" spigot x 2" socket deep PVC sump
7. 12" vented riser ring
8. 2" NPT port plug
9. 12" square double deep frame

Part #
SUN12WRxxxB
1 per case

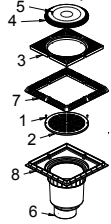
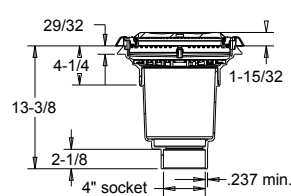
4" Spigot Deep PVC Sump



1. 10-32 x 5/8" lg flat head phillips screw, 316 ss, qty 2
2. 10" round flat grate (optional)
3. 12"x12" to 10" round adapter with flow slots
4. 10" anti-entrapment suction outlet cover
5. #10 x 3/4" lg flat head phillips screw, 316 ss, qty 2
6. 4" spigot deep PVC sump
7. 12" vented riser ring
8. 12" square double deep frame

Part #
SUN12WRxxxC
1 per case

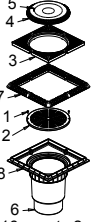
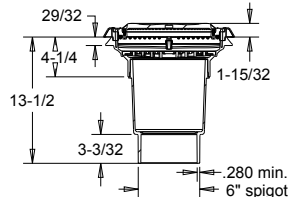
4" Socket Deep PVC Sump



1. 10-32 x 5/8" lg flat head phillips screw, 316 ss, qty 2
2. 10" round flat grate (optional)
3. 12"x12" to 10" round adapter with flow slots
4. 10" anti-entrapment suction outlet cover
5. #10 x 3/4" lg flat head phillips screw, 316 ss, qty 2
6. 4" socket deep PVC sump
7. 12" vented riser ring
8. 12" square double deep frame

Part #
SUN12WRxxxD
1 per case

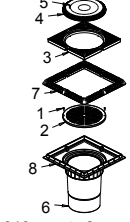
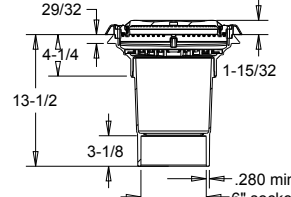
6" Spigot Deep PVC Sump



1. 10-32 x 5/8" lg flat head phillips screw, 316 ss, qty 2
2. 10" round flat grate (optional)
3. 12"x12" to 10" round adapter with flow slots
4. 10" anti-entrapment suction outlet cover
5. #10 x 3/4" lg flat head phillips screw, 316 ss, qty 2
6. 6" spigot deep PVC sump
7. 12" vented riser ring
8. 12" square double deep frame

Part #
SUN12WRxxxE
1 per case

6" Socket Deep PVC Sump



1. 10-32 x 5/8" lg flat head phillips screw, 316 ss, qty 2
2. 10" round flat grate (optional)
3. 12"x12" to 10" round adapter with flow slots
4. 10" anti-entrapment suction outlet cover
5. #10 x 3/4" lg flat head phillips screw, 316 ss, qty 2
6. 6" socket deep PVC sump
7. 12" vented riser ring
8. 12" square double deep frame

Part #
SUN12WRxxxF
1 per case