

HC LED Path Light

DESIGNER PREMIUM



PROJECT

CATALOG #

TYPE

NOTES

Modeled after our most popular Path Light, the HC is the perfect addition to any pathway. The petite and clean lines of the HC allow for unobtrusive placement, which can therefore enhance your surrounding colors and textures. Inside is Driver-on-Board LED technology that offers energy savings and long lamp life.

Quick Facts

- Copper/brass construction

■ Lumileds® Integrated LEDs

■ Phase and PWM dimmable
- Natural, powder coated, or antiqued copper/brass

■ Compatible with Luxor® technology

■ Input voltage: 10-15V



**Note:** Example model shown has a 12" riser.

HC Path Light - Recommended Spacing			
1 LED			
Footcandles (Lux)	12" Riser	18" Riser	
0.1 fc (1.1 lx)	6.5' (2.0 m)	8.4' (2.6 m)	
0.3 fc (3.2 lx)	5.0' (1.5 m)	6.6' (2.0 m)	
0.5 fc (5.4 lx)	4.5' (1.4 m)	6.0' (1.8 m)	
0.8 fc (8.6 lx)	4.3' (1.3 m)	5.0' (1.5 m)	
1.0 fc (10.8 lx)	4.0' (1.2 m)	4.5' (1.4 m)	
0.1 fc (1.1 lx) minimum spacing recommended for residential projects			
0.3 fc (3.2 lx) minimum spacing recommended for commercial projects			

Number of LEDs	1
Halogen Lumen Output Equivalent	51 Watt
Useful LED Life (L70)	50,000 hrs avg
Input Voltage	10 to 15V
VA Total (Use this number to size the transformer)	1.9
Watts Used	2.2
Lumens per Watt (Efficacy)	28
Max Lumens	39
CRI (Ra)	86
CCT	
Amber Filter	2700K
Green Filter	4500K
Blue Filter	5200K

HC Path Light - Recommended Spacing

	1 LED	
Footcandles (Lux)	12" Riser	18" Riser
0.1 fc (1.1 lx)	6.5' (2.0 m)	8.4' (2.6 m)
0.3 fc (3.2 lx)	5.0' (1.5 m)	6.6' (2.0 m)
0.5 fc (5.4 lx)	4.5' (1.4 m)	6.0' (1.8 m)
0.8 fc (8.6 lx)	4.3' (1.3 m)	5.0' (1.5 m)
1.0 fc (10.8 lx)	4.0' (1.2 m)	4.5' (1.4 m)

0.1 fc (1.1 lx) minimum spacing recommended for residential projects  
0.3 fc (3.2 lx) minimum spacing recommended for commercial projects

# HC LED Path Light SPECIFICATIONS

## FX Luminaire

FX Luminaire is an industry-leading manufacturer of landscape and architectural lighting products with a focus on the advancement of LED technology and digital lighting control with zoning, dimming, and color adjustment capabilities. We offer a full spectrum of specification-driven lighting fixtures that can be utilized to create elegant, cutting-edge landscape lighting systems for commercial or residential applications. Our products are available exclusively via our extensive professional distributor network.

## Materials

Machined C360 brass cap and reducer with stainless hardware. Spun C110 copper top/shade and extruded C110 copper riser.

## LED

Integrated module with Cree LEDs. Gold-plated connectors and conformal coated for maximum reliability and corrosion resistance. Proprietary on-board intelligent driver uses firmware-controlled temperature regulation, maximizing LED life. Field upgradeable and replaceable, the LEDs are rated to 50,000 hrs. Maximum drive current: 1 A.

## Threads

Machined brass fitting with ½"-14 (13 mm) NPSM threads.

## Finish

Options of natural copper/brass finish, or antiqued finish with brushed (Antique Bronze) or tumbled (Antique Tumbled) effect. Antique finishes sealed with a clear TGIC powder coat layer. Brass accent pieces (cap and reducer) remain natural (not powder coated) for Bronze, Silver, Black, and Flat White finishes.

## Hardware

Includes 12" (305 mm) ABS slotted installation spike.

## Wiring

18 AWG (1 mm); SPT-1W; 220°F (105°C); 300V; 3' (1.5 m) length with 12" (305 mm) riser.

## Optics

Polycarbonate color temperature adjustment lenses included with fixture: 2,700K (preinstalled), 3,900K (no lens) 4,500K, and 5,200K. Conical reflector maximizes distribution according to riser height. Color temperature lenses field serviceable.

## Power

Input 10-15 VAC/VDC, 50/60Hz. Remote transformer required (specify separately).

## Housing

Machined brass housing with capacity for 1LED integrated LEDs.

## Weight

2.7 lbs (1.2 kg)

## Lens

Frosted polycarbonate lens with high tolerance for thermal expansion, stress, and abuse.

## International Compliance

Compliant per IEC 60598-1 and IEC 60598-2-7 when used with ground mount ("GM-XX") accessory, or alternate mount greater than or equal to IP65.

## Ambient Operating Temperature

0°F to 140°F (-18°C to 60°C)

## Sustainability Installation Requirements

Designed for installation in the downward lighting direction only.

## Control

ZD option utilizes Luxor technology to zone light fixtures in up to 250 groups, and dim each group in 1% increments between 0 and 100%. Select the ZD option for zoning/dimming. Standard fixture is zoneable with Luxor.

## Warranty Listings



Fixture	Top Finish	Riser	Luxor Option	Lamp	Riser Height	Finish
HCLEDTA	AB Antique Bronze	P (Petite)	[default] Zone	1 LED 2.0W/2.4VA	12RA	AB Antique Bronze
	AT Antique Tumbled		ZD Zone/Dim		18RA	AT Antique Tumbled
	CU Copper				24RA	CU Copper
	NP Nickel Plate					NP Nickel Plate
	BZ Bronze Metallic					BZ Bronze Metallic
	DG Desert Granite					DG Desert Granite
	WI Weathered Iron					WI Weathered Iron
	SB Sedona Brown					SB Sedona Brown
	FB Flat Black					FB Black
	FW Flat White					FW Flat White
	SV Silver					SV Silver

-

-

-

-

-

-

EXAMPLE FIXTURE CONFIGURATION: HC-ZD-1LED-12R-CU







\* Ships with Long Slot Spike (250015840000)


HC Path Light - Recommended Spacing

	1 LED	
Footcandles (Lux)	12" Riser	18" Riser
0.1 fc (1.1 lx)	6.5' (2.0 m)	8.4' (2.6 m)
0.3 fc (3.2 lx)	5.0' (1.5 m)	6.6' (2.0 m)
0.5 fc (5.4 lx)	4.5' (1.4 m)	6.0' (1.8 m)
0.8 fc (8.6 lx)	4.3' (1.3 m)	5.0' (1.5 m)
1.0 fc (10.8 lx)	4.0' (1.2 m)	4.5' (1.4 m)



0.1 fc (1.1 lx) minimum spacing recommended for residential projects  
0.3 fc (3.2 lx) minimum spacing recommended for commercial projects

## MOUNTING OPTIONS: Specify Separately

Mounts	Catalog No.	
Long Slot Spike	250015840000	
Super Slot Spike	753900	
Mini J-Box for ½" Thread	MJB-050-XX*	
Post Mount	PM-XX*	
VersaBox® Mount with ½" Thread	VB-050-XX*	
1.0" (25 mm) Copper Riser for GT Path Light	YY*-R-GT-XX*	

Mounts	Catalog No.	
Three-Prong Spike	250020020000	
Ground Mount with ½" Thread	GM-XX*	
ProAim® Ratcheting Spike	PARS	
Super J-Box Spike	SJ-XX*	
Variable Height Riser for Up Lights	VHR-UL	

POWER OPTIONS: Specify Separately

Power	Catalog No.		Power	Catalog No.	
Plug-in transformer, 6W	MT-6W		Step-Down Transformer, UV (120/277 V to 12 V)	ST-UV	
Lighting Fixture Surge Module	SURGE-MOD	