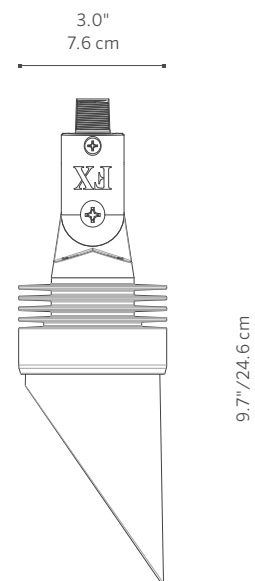




*The DE down light was built to help designers create appearance of natural light in complicated areas. It has an array of water protection features to ensure long life. It can handle up to a 9LED and is available in all powder coat colors as well as a wall mount option. It is also available with ZD technology to be compatible with the Luxor ZD Zoning and Dimming Controller.*

### DE: Down Light

NUMBER OF LEDs:	1	3	6	9
HALOGEN LUMEN OUTPUT EQUIVALENT:	10 Watt	20 Watt	40 Watt	50 Watt
USEFUL LED LIFE (L70):	50,000 hrs avg	50,000 hrs avg	50,000 hrs avg	50,000 hrs avg
INPUT VOLTAGE:	10 to 15V	10 to 15V	10 to 15V	10 to 15V
VA TOTAL: (Use to size the lighting controller)	2.4	4.5	13.5	13.5
WATTS USED:	2.0	4.2	10.1	11.2
LUMENS PER WATT (EFFICACY)	29.3	41.1	31.2	27.9
MAX LUMENS:	59	162	328	334
CRI (Ra)	81.2	79.2	79.4	80.2





# DE: Down Light

**FACTORY INSTALLED OPTIONS:** Order 1 + 2 + 3 (optional) + 4

FIXTURE CODE	LAMP CODE	MOUNTING CODE	FINISH OPTIONS
<b>1</b> DE	<b>2</b> 1 LED (50,000 avg. life hours)	<b>3</b> WM (Wall mount)	<b>4</b> XX
	3 LED (50,000 avg. life hours)		(see options to right)
	6 LED (50,000 avg. life hours)		
	9 LED (50,000 avg. life hours)		

The DE includes your choice of LED board, choice of finish, 26 ft. cable

**FIELD INSTALLED OPTIONS:** Order Individually

**MOUNTING OPTIONS**

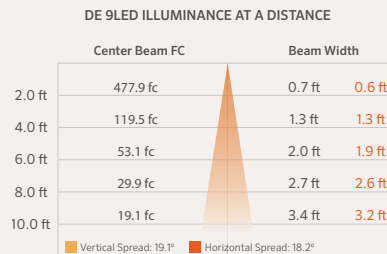
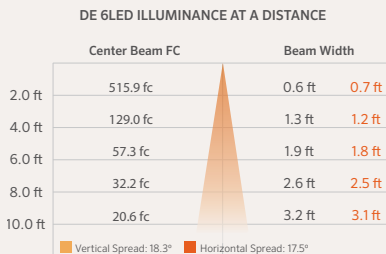
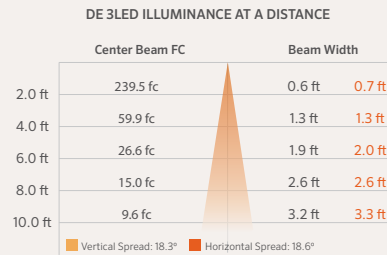
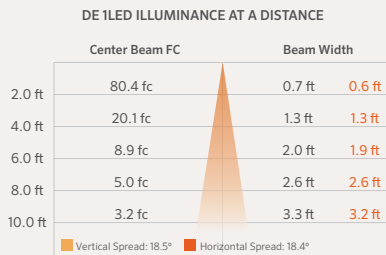
<b>A</b> TB (Tree Box, 5.4" x 2.35" x 2.1")		TB-XX**
VB-050 (VersaBox, 2.5" x 2")		MJ-050-XX*
MJ-050 (Mini J-Box, 3.5" x 2.125" x 1.32")		VB-050-XX*

**EXAMPLE:** DE-3LED-DG = DE - 3 LEDs - Desert Granite Finish  
TB = Tree Box

**POWDERCOAT**

	WG = White Gloss
	FW = Flat White
	AL = Almond
	BZ = Bronze Metallic
	DG = Desert Granite
	WI = Weathered Iron
	VF = Verde Speckle
	SB = Sedona Brown
	FB = Flat Black

**PHOTOMETRICS:**



Beam angle is calculated using LM-79 method for SSL Luminaires: "Beam angle is defined as two times the vertical angle at which the intensity is 50% of the maximum."

All DE down lights come standard with amber, green, blue and frosted filters

For information on ZD technology please refer to the Luxor page in the Lighting Control section.