

DIRECTIONS: Please follow the SOFA specific flow rates, sump specifications, and flow path zone information below. The installation must conform to these minimum/maximum requirements including the SOFA dimension defined in Figure 1. The flow path zone is defined by dimensions A through E. The installed sump may be manufactured or field-built and it may be larger/deeper than Figure 1. Please write the Cover Model Number, orientation, and SOFA Model Flow Rating on the *VGBA DRAIN COVER IDENTIFICATION INFORMATION* label that comes with each AquaStar Pool Products, Inc. drain cover.

Cover Model Number:
18MFxxx


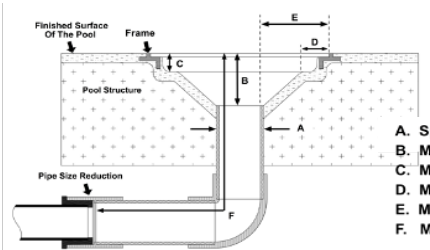



FIGURE 1 – SOFA MODEL & FLOW PATH



- A. Specified PVC Pipe Size
- B. Minimum Sump Depth
- C. Minimum Ledge Depth
- D. Maximum Ledge Width
- E. Minimum Pipe Offset
- F. Minimum Length Before Reduction

FOR MOST CURRENT INFORMATION
SCAN THE QR CODE OR VISIT
WWW.AQUASTARPOOLPRODUCTS.COM/FLOWCODE
PRINTED DOCUMENTS MAY NOT HAVE THE MOST CURRENT
FLOW RATINGS OR INSTALLATION OPTIONS.



SOFA Model No.	Pipe Size (Nominal)	Pipe Depth (Minimum)	Orientation (Wall / Floor)	Flow Rating (GPM)	Head Loss Curve
18MF-18f_A-1.5b_B3_1.4_D1.4_E2.9_F16	1.5" (b)	3"	Floor (f)	126	A
18MF-18f_A-2b_B3_C1.4_D1.4_E3.1_F16	2" (b)	3"	Floor (f)	150	B
18MF-18f_A-2.5b_B3_C1.4_D1.4_E3_F16	2.5" (b)	3"	Floor (f)	200	C
18MF-18f_A-3b_B3_C1.4_D1.4_E3.2_F16	3" (b)	3"	Floor (f)	288	D
18MF-18f_A-4b_B3_C1.4_D1.4_E3.1_F16	4" (b)	3"	Floor (f)	398	E
18MF-18f_A-6b_B3_C1.4_D1.4_E3.1_F16	6" (b)	3"	Floor (f)	800	F
18MF-18f_A-8b_B3_C1.4_D1.4_E3.2_F16	8" (b)	3"	Floor (f)	1175	G
18MF-18f_A-1.5s_B5.5_1.4_D1.4_E2.9_F16	1.5" (s)	5.5"	Floor (f)	126	A
18MF-18f_A-2s_B5.7_C1.4_D1.4_E3.1_F16	2" (s)	5.7"	Floor (f)	150	B
18MF-18f_A-2.5s_B6_C1.4_D1.4_E3_F16	2.5" (s)	6"	Floor (f)	200	C
18MF-18f_A-3s_B6.2_C1.4_D1.4_E3.2_F16	3" (s)	6.2"	Floor (f)	288	D
18MF-18f_A-4s_B6.4_C1.4_D1.4_E3.1_F16	4" (s)	6.4"	Floor (f)	398	E
18MF-18f_A-6s_B7.5_C1.4_D1.4_E3.1_F16	6" (s)	7.5"	Floor (f)	800	F
18MF-18f_A-8s_B8.4_C1.4_D1.4_E3.2_F16	8" (s)	8.4"	Floor (f)	1175	G
18MF-18w_A-2.5b_B3_C1.4_D1.4_E3_F16	2.5" (b)	3"	Wall (w)	200	H
18MF-18w_A-3b_B3_C1.4_D1.4_E3.2_F16	3" (b)	3"	Wall (w)	288	I
18MF-18w_A-4b_B3_C1.4_D1.4_E3.1_F16	4" (b)	3"	Wall (w)	398	J
18MF-18w_A-6b_B3_C1.4_D1.4_E3.1_F16	6" (b)	3"	Wall (w)	800	K
18MF-18w_A-8b_B3_C1.4_D1.4_E3.2_F16	8" (b)	3"	Wall (w)	1175	L
18MF-18w_A-2.5s_B6_C1.4_D1.4_E3_F16	2.5" (s)	6"	Wall (w)	200	H
18MF-18w_A-3s_B6.2_C1.4_D1.4_E3.2_F16	3" (s)	6.2"	Wall (w)	288	I
18MF-18w_A-4s_B6.4_C1.4_D1.4_E3.1_F16	4" (s)	6.4"	Wall (w)	398	J
18MF-18w_A-6s_B7.5_C1.4_D1.4_E3.1_F16	6" (s)	7.5"	Wall (w)	800	K
18MF-18w_A-8s_B8.4_C1.4_D1.4_E3.2_F16	8" (s)	8.4"	Wall (w)	1175	L

Note 1: "SOFA Model No" nomenclature; bottom pipe = (b), side pipe = (s). See Fig 1 for capital letters A through E

Note 2: Head loss inHg is measured 16 to 24 inches from the finish surface of the pool. Reference Fig 1 dimension F.

