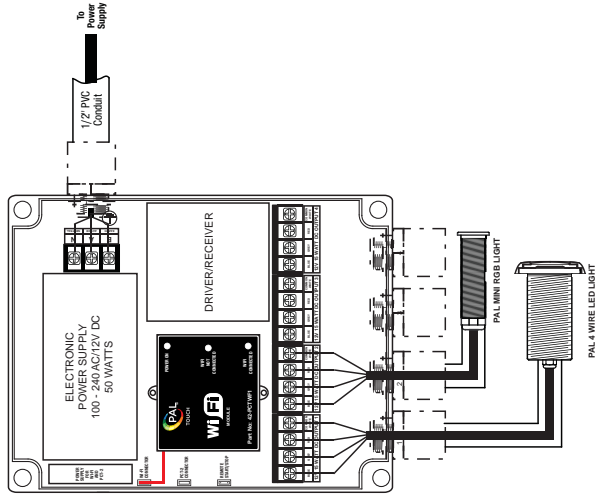
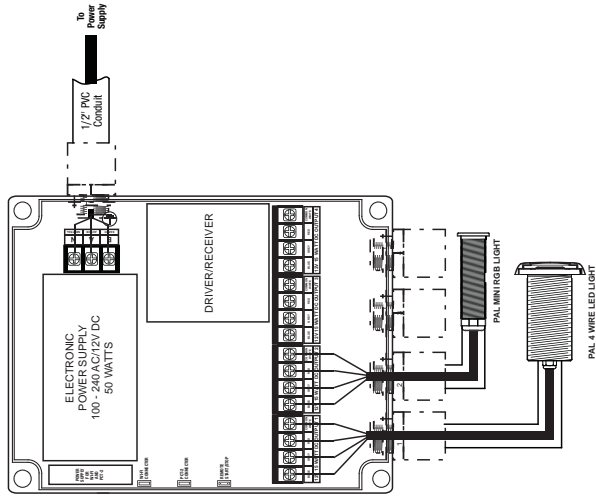


MASTER PCR-4



SLAVE PCR-4



Note 1: A maximum of 4 x Slave PCR-4 Drivers can be connected in a set.

Note 2: The output lights must be connected to code the system.

Step 1. Cancel codes on both Drivers using the PCT-1 Transmitter

- As the PCR-4 Drivers are pre-coded it is necessary to cancel the code and re-code both PCR-4 Drivers to work in Unison.
- Switch the Power Off on both Drivers
- Apply Power to both Units at the same time and Hold Down the (+) S button for 3 seconds the output lights will flash 6 x times if the clearing code is successful.
- After successfully clearing the code a new code will have to be applied to both units as detailed in Step 2.

Step 2. Code both Drivers using the PCT-1 Transmitter

- Switch the Power Off on both Drivers
- Apply Power to both Units at the same time and Press Down the (+) S button and the output lights will flash 3 x times if the matching is successful.

Step 4. Return to the Main Menu.



Touch the Settings icon.

This will take you to the Settings page.



A. Select Wi-Fi



B. Select PALWiFi

Step 5. Return to the Main Menu.



Touch

to open the application.

A. Select ON

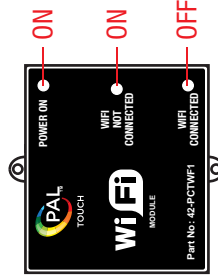


Step 6. The WiFi module (PCTWiFi) now has to be coded to the PCR-4 Driver.

To start the coding process

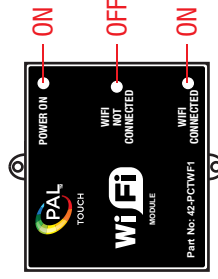
Turn the power to the PCR-4 Driver off for 3 seconds when the power is reapplied follow the 3 steps below

Step 5-1



When the Power is first applied to the PCR-4 the power ON LED and WiFi not connected LEDs will be illuminated as shown.

Step 5-2



When the WiFi connects to your iPhone the WiFi not connected LED will turn off and the WiFi connected LED will turn on as shown

Step 5-3



As soon as the WiFi connected LED turn ON press the +S button once within 5 seconds and the lights in your PAL Color Touch System will flash white 3 times if the coding is successful.

Note: If coding is unsuccessful, the coding sequence will have to be repeated

Step 7. When the system is coded you can then control the color, brightness, mode & color change speed of your PAL Color Touch Light System as outlined in the PCT-1 Transmitter instructions supplied with the PCR-4.

