

# Revolution Transport Cart Instructions

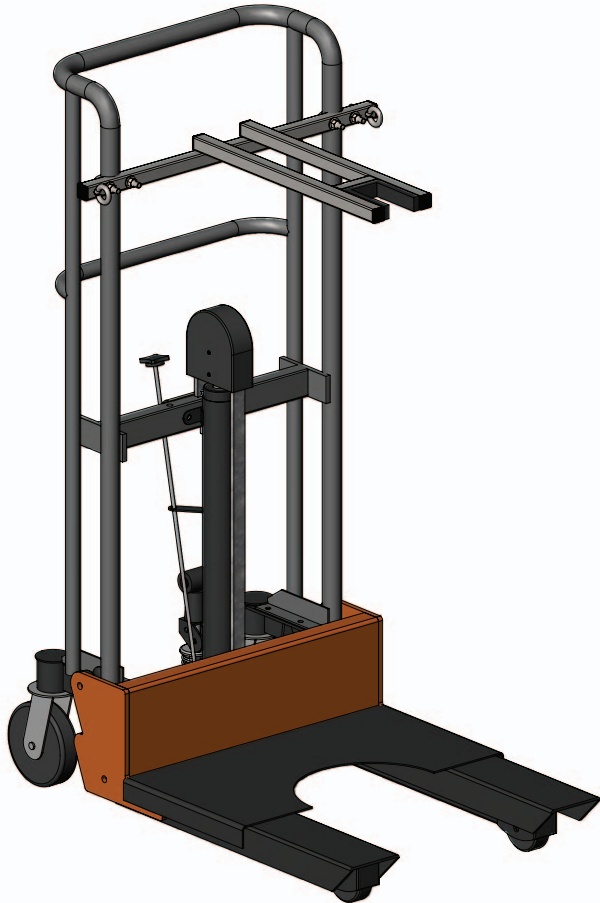
**PART #: F-714RTC**

**MANDATORY**

LEAVE THIS MANUAL WITH LIFT OWNER

Read and follow all instructions.  
Lift safety can only be ensured if the lift is installed and operated according to these instructions.

- NEVER permit children to play on or around the lift
- Do not allow children to use the lift without adult supervision
- NEVER apply direct water pressure to the electronics
- NEVER use the lift with a dry pool



## READ CAREFULLY

Check entire box and all packing materials for parts. Before beginning assembly, read the instructions and identify parts using the figures and parts listed in this document.

It is critical that all parts be carefully inspected prior to installation. If any damage occurred in transit, Aqua Creek Products, LLC must be notified within three days of receipt of unit.

Proper installation cannot be overstressed, as an improper installation voids Aqua Creek's warranty and may affect the safety of the user.

# F-714RTC: Transport Cart

**NOTE: BEFORE USING THE TRANSPORT CART FOR THE FIRST TIME, READ THIS SECTION COMPLETELY AND FAMILIARIZE YOURSELF WITH THE FEATURES OF THE TRANSPORT CART.**

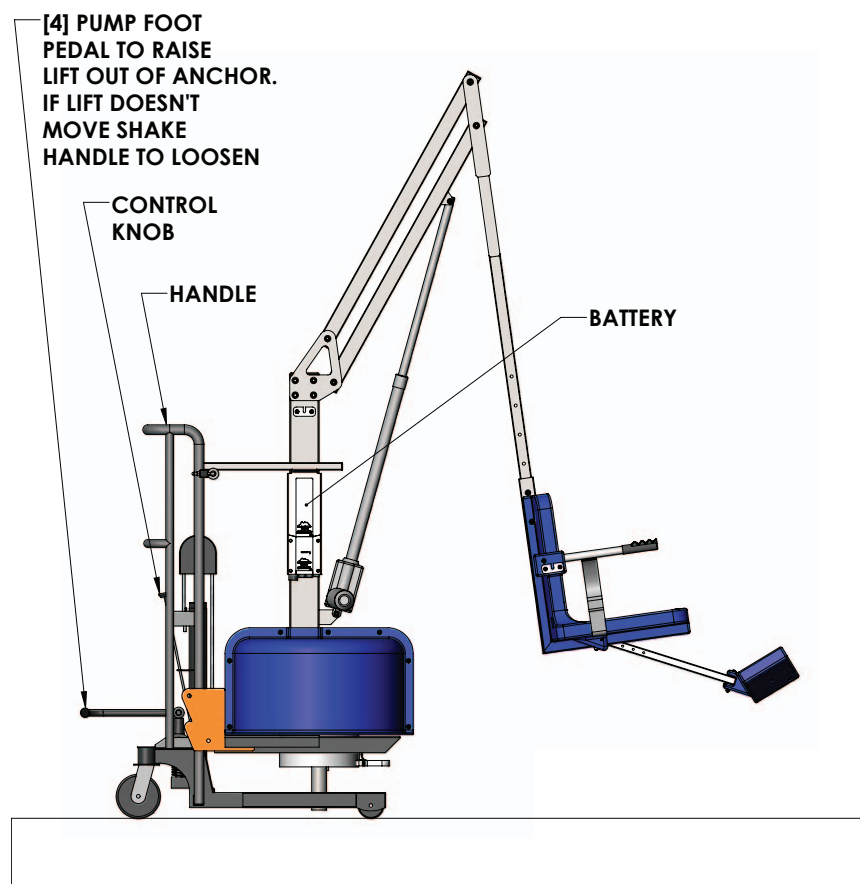
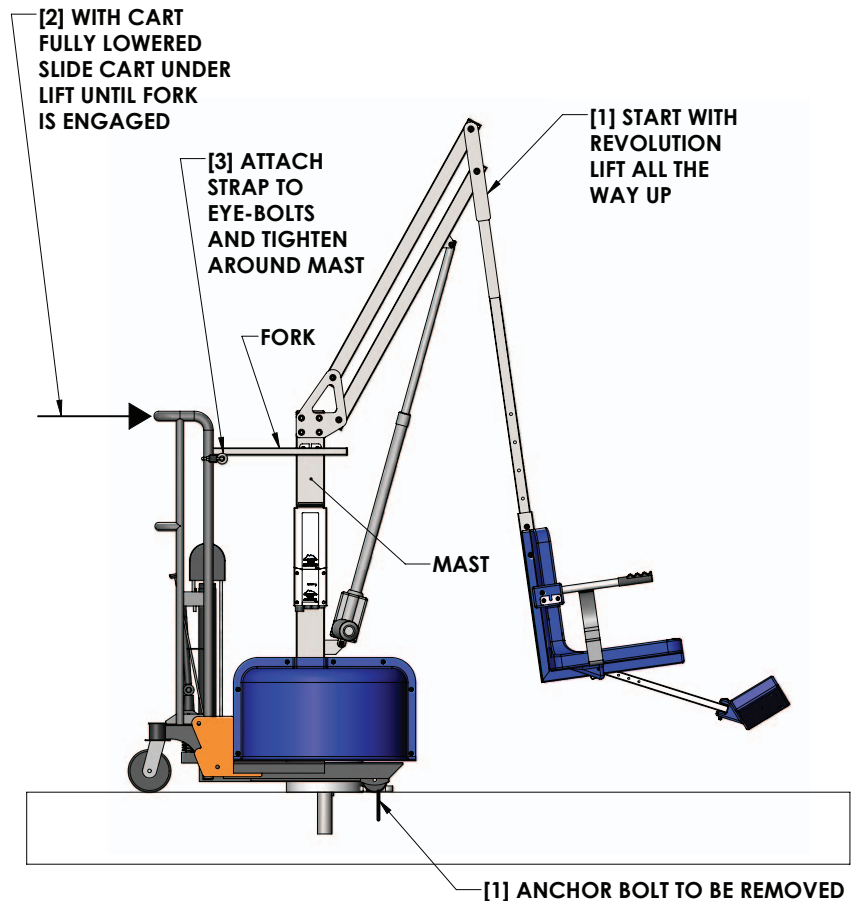
**STEP 1:** Before using the transport cart first remove the 1/2" bolt in the fixing anchor using a 3/4" wrench. Also, the Revolution lift should be all the way up and the cart should be fully lowered. To lower the cart, turn the control knob counterclockwise. Turn the knob back clockwise to be ready to lift. The cart should be lined up from behind the lift so that the fork can engage with the mast (see diagram to the right).

**STEP 2:** Line the cart up centered on the mast and slide the cart forks under the lift until the fork captures the mast. Continue sliding until the fork is fully engaged and the cart stops.

**STEP 3:** Locate the strap and attach it to the eye-bolts (either side of the fork assembly) with the S-hooks. Tighten the strap around the mast to keep the lift from falling over during lifting and transport. Make the strap just snug to start with so that the post of the lift doesn't bind in the anchor. Adjustment may be required to allow the post to slide out of the anchor.

**STEP 4:** Pump the foot pedal to raise the lift out of the anchor. If nothing happens make sure the control knob is turned clockwise. If the post binds in the anchor gently shake the handle to free it up. If this doesn't work, try tightening or loosening the strap. Raise the lift only enough to clear the deck/anchor by an inch or two. Don't let the fork hit the battery. The lift is ready for transport (see diagram to the right).

**IF THE LIFT IS STUCK, DON'T PUMP THE FOOT PEDAL. THIS MAY CAUSE DAMAGE TO THE LIFT OR CART. MISUSE OF THE CART MAY VOID YOUR WARRANTY.**



**AQUA CREEK PRODUCTS, LLC LIMITED ONE (1) YEAR WARRANTY:**  
**POOL & SPA LIFT TRANSPORT SYSTEMS**  
(ITEM #'s F-914STC, F-428HT, F-714RTC, F-814SCTC, F-614TTC)

Aqua Creek Products, LLC (a.k.a. Aqua Creek) warrants to the original end user purchaser that products manufactured by Aqua Creek, when properly installed in accordance with assembly and installation instructions and properly used and maintained, shall be free from defects in material and workmanship for a period of **one (1) year from the date of original purchase**, provided that Aqua Creek receives prompt notice in writing of any defect or failure and satisfactory proof thereof, with the following exceptions:

**Exceptions:**

- This warranty specifically excludes reimbursement for labor to remove, repair, or install the product and any freight charges.
- This warranty does not cover any damages due to accident, force majeure, act of nature, misuse, abuse, negligence or failure to properly maintain any products, or normal wear and tear from day to day operations.
- In the event that any products are altered, repaired, or improperly installed by anyone without the prior written approval by Aqua Creek, all warranties are void.

To initiate a warranty claim, the owner of an Aqua Creek product must provide the place of purchase, in writing, with a full description of the product, its serial number, the dates of purchase and installation, and the exact nature of the defect. Within thirty (30) days after receipt of a written warranty claim by Aqua Creek, and barring any unforeseen delays, the place of purchase will be notified of Aqua Creek's decision regarding the claim. All warranty calculations are from date of original purchase at manufacturer's suggested retail price. Non-payment for product to Aqua Creek may void warranty.

If requested by Aqua Creek, any defective product must be returned, freight prepaid by customer, to Aqua Creek's designated factory location or duly appointed distributor for inspection and/or repair. Aqua Creek will, at its option, repair or replace the failed or defective item, and deliver the repaired product or replacement to the customer. All freight charges are the responsibility of the customer. Products returned to Aqua Creek for which Aqua Creek provides replacement under this limited warranty shall become the property of Aqua Creek. A new warranty period shall **NOT** be established for the repaired or replaced products. Such products shall remain under warranty only for the remainder of the original warranty period on the original products purchased.

This written limited warranty constitutes the final, complete and exclusive statement of warranty terms. No person or organization is authorized to make any other specific or implied warranties or representations on behalf of Aqua Creek.

THE WARRANTIES SET FORTH HEREIN ARE IN LIEU OF ALL OTHER WARRANTIES, EXPRESSED OR IMPLIED, WHICH ARE HEREBY DISCLAIMED AND EXCLUDED, INCLUDING WITHOUT LIMITATION ANY WARRANTY OF MERCHANTABILITY OR FITNESS FOR A PARTICULAR PURPOSE OR USE.

THE SOLE AND EXCLUSIVE REMEDIES FOR BREACH OF ANY AND ALL WARRANTIES WITH RESPECT TO THE PRODUCTS SHALL BE LIMITED TO REPAIR OR REPLACEMENT AT AQUA CREEK'S DESIGNATED FACTORY LOCATION, OR DULY APPOINTED DISTRIBUTOR, OR IN PLACE AT AQUA CREEK'S OPTION. IN NO EVENT SHALL AQUA CREEK'S LIABILITY EXCEED THE ENTIRE AMOUNT PAID TO AQUA CREEK BY THE ORIGINAL PURCHASER FOR THE FAILED OR DEFECTIVE PRODUCT.

IN NO EVENT SHALL AQUA CREEK PRODUCTS, LLC BE LIABLE FOR ANY INCIDENTAL, CONSEQUENTIAL, SPECIAL, INDIRECT, PUNITIVE OR EXEMPLARY DAMAGES OR LOST PROFITS FROM ANY BREACH OF THIS LIMITED WARRANTY OR OTHERWISE.

**Aqua Creek Products, LLC**  
**9889 Garrymore Lane**  
**Missoula, MT 59808**  
**Toll Free: (888) 687-3552**  
**Local/Intnl: (406) 549-0769**  
[www.aquacreek.com](http://www.aquacreek.com)