



Specify the surface mounted MM when an integral mount is not practical. The MM fully demonstrates the micro scale of 12V halogen lamp technology. The internal parabolic reflector maximizes lighting efficiency while tempered glass diffuser optics soften the beam spread transition.

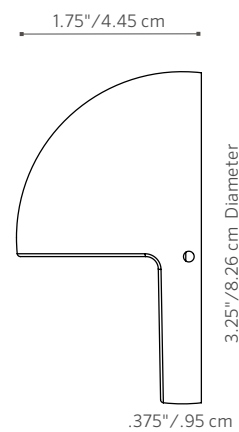
MM: Wall Light



Remodel with Ease

The MM is a great choice for remodel projects where integral sleeving of wall lights is not feasible. A single ¼" hole (easy to waterseal) ties the MM to the 12 gauge mainline.

The MM can be post mounted on deck railings to illuminate planters. This brings the night-time deck garden to life by accenting the color and throwing shadows on the deck surface.





MM: Wall Light


FACTORY INSTALLED OPTIONS: Order 1 + 2 + 3

Step	Description	Code
1	FIXTURE	MM
2	LAMP	10 (10,000 Hr Xenon), 10H (5,000 Hr Halogen)
3	FINISH	CU, NP, WG, FW, AL, BZ, DG, WI, VF, SB, FB


EXAMPLE: MM-10-BZ = MM - 10W Xenon - Bronze Metallic Finish

PHOTOMETRICS:

Spacing for minimum footcandle illumination on level ground.



Wall



Footcandles:

DISTANCE	MM-10
2'	1.7
4'	.4
6'	.10

Note: 1fc for commercial projects
.3fc for residential projects

For conversion to lumens: Multiply footcandles x 10. See FX glossary for a full description of fc and lumens.

METALS



NP = Nickel Plate*



BS = Natural Brass

POWDER COAT



WG = White Gloss



FW = Flat White



AL = Almond



BZ = Bronze Metallic



DG = Desert Granite



WI = Weathered Iron



VF = Verde Speckle



SB = Sedona Brown



FB = Flat Black

The MM includes a 10 watt xenon or halogen lamp, choice of finish.

* May require longer lead time

