

FX | LUMINAIRE®
CA-10, CA-15, CA-20



CRESCENTEALBA® | FX LUMINAIRE®

**MUSEUM QUALITY,
 PRECISION ENGINEERED**

The beauty of the CA is not just its uncomplicated shape, but its top-notch performance, night after night. For those who demand excellence, this luminaire will satisfy all that is required of it and more.

The key to successful outdoor lighting is to incorporate the equipment into the structures or garden without introducing a conflicting design element. The CA's simple geometric form allows it to disappear into any fine trellis or arbor.

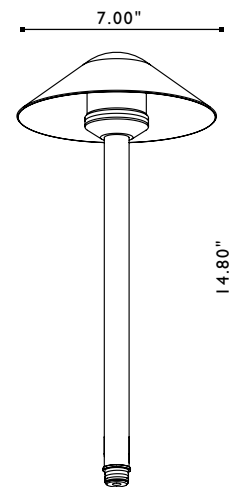
Compare FX copper luminaires with any other, you will find a dramatic difference in quality of materials, precision of fit and consistency of finish.

The copper will patina naturally over time and can be accelerated with solution spray – for patina formula visit our website at: www.FXL.com/learning/patina.htm



CREATE ARTISTIC EFFECTS

With landscape lighting, you have the ability to create moon-like shadows dance on the ground, or simply use a diffused glow to make a path safer. Use lighting effects to create soft transitions to the darkness beyond. Pathlights help focus the eye on the surroundings, while enhancing the textures of plants and walkways making the space inviting. Create artistic landscape installations with the additional of any copper pathlite.



CRESCENTEALBA® – ORDERING INFORMATION

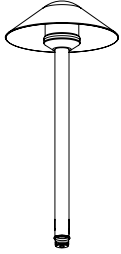
The CA comes standard with a 20 watt Xenon G4 lamp, CapannaDiNoce® (CDS), and in Copper (CU).

STANDARD OPTIONS:

1 + 2 + 3 + 4 ORDERED TOGETHER ON SAME LINE

AVAILABLE LAMP CONFIGURATIONS:


Your choice of one lamp will come pre-installed.

FIXTURE/CODE	WATTAGE/CODE	AVG. LIFE HOUR
1 CA 	2 XENON LAMP OPTIONS:	
	10	10,000
	15	10,000
	20	5000
	HALOGEN (H) LAMP OPTIONS:	
	10H	2000
20H	2000	

STANDARD RISER OPTIONS:


Your choice of one riser option will come pre-assembled.

Riser Specs: Copper 0.75" Diameter

CODE	DESCRIPTION
3 	8R 8" Riser
	12R 12" Riser
	18R 18" Riser









STANDARD FINISH OPTIONS:

Copper is standard. All other choices must be specified.

CODE	DESCRIPTION
	CU Copper (will naturally patina)

NON-STOCKING FINISH OPTIONS:

Allow extra time for the following finish options:

CODE	DESCRIPTION
	4 BZ Bronze Metallic
	DG Desert Granite
	BF Black Wrinkle
	VF Verde Speckle
	SB Sedona Brown
	WF White Wrinkle
	WI Weathered Iron
	NP Nickel Plate

STANDARD PARTS:



ORDERING SAMPLE:

SECTIONS:	DESCRIPTION:	WHAT TO ORDER:
1 + 2 + 3 + 4 <small>optional</small>		= CA-20-12R
A	PostMount®	= PM


NON-STANDARD OPTIONS:

MUST BE ORDERED ON SEPARATE LINE!

ADDITIONAL MOUNTING OPTIONS:

Comes pre-assembled with CapannaDiNoce®.

All other mounting options will arrive in separate box.

CODE	DESCRIPTION	SIZE
A 	SJ SuperJ-boX®	2.50" x 12.00"
	PM PostMount®	2.50" x 13.00"

PHOTOMETRICS:

Spacing for minimum footcandle illumination on level ground.

Note: 1fc for commercial projects
.3fc for residential projects



CA-10 6' for 1fc, 11' for .3fc
CA-20 10' for 1fc, 15' for .3fc

Distance	Footcandle Power (12R riser)	
	CA-10	CA-20
14'		
12'	2'	3
10'	4'	.88
8'	6'	.33
6'	8'	.14
4'	10'	.08
2'	12'	.03
	14'	

For conversion to lumens: Multiply footcandles x 10. See FX glossary for a full description of fc and lumens.