

FXLuminaire®

LIGHTING CATALOG 2013

LANDSCAPE & ARCHITECTURAL LIGHTING

*The Intersection of Art and Engineering*





## OWN THE NIGHT *with FX Versatility*

The FX line of incandescent lights is designed to offer the flexibility and reliability you need to bring your design to life. Whether your plans call for enhancing the ambiance of an outdoor living space, increasing the safety of a pathway, or illuminating the colors of a garden, we have an industry-best incandescent landscape lighting solution ready to go to work for you for years on end.

Our products include some of the most reliable and stylish up, down, wall, and path lights in existence. From classic, to contemporary, deco, or rustic, we have a style, lamp and a finish that seamlessly makes your vision a reality. Selecting the fixture that's right for your needs is easy. Simply choose the fixture, lamp, desired finish, and any factory or field installed options that may apply to your needs.

## FX LUMINAIRE FINISHES


### Metals



**CU**  
Copper



**BS**  
Natural Brass



**NP**  
Nickel Plate



**SS**  
Stainless Steel

### Powder Coat



**WG**  
White Gloss



**FW**  
Flat White




**AL**  
Almond



**BZ**  
Bronze Metallic



**DG**  
Desert Granite



**WI**  
Weathered Iron




**VF**  
Verde Speckle



**SB**  
Sedona Brown



**FB**  
Flat Black



**M**  
Matte Gray  
(Luxor and LX only)

### Composites



**CB**  
Camo Bronze



**DT**  
Desert Tan

# TABLE OF CONTENTS

---

## LIGHTING CONTROLLERS 06

From traditional transformers to innovative digital control, FX Luminaire offers a leading control solution for any application.

---

## UP LIGHTS 08

FX Luminaire provides an efficient, aesthetically pleasing up light solution for any landscape lighting need.

---

## PATH LIGHTS 12

Our line of path lights provides a wide array of styles, finishes, and material options to efficiently illuminate all kinds of landscapes.

---

## WALL LIGHTS 23

Seamlessly integrating wall lights into outdoor lighting can not only enhance safety, it can also greatly enhance ambiance. FX Luminaire provides an efficient option for any wall light need.

---

## DOWN LIGHTS 27

FX Luminaire down lights provide endless opportunity to efficiently mimic natural moonlight and enhance the effects of other lights.

---

## WELL & UNDERWATER LIGHTS 30

The FX Luminaire line of specialty lights was developed to provide efficient, versatile solutions for niche applications and specialized effects.

---

## ACCESSORIES 33

Mounting, riser, lamp and filter options.

---





# Lighting control

## LIGHTING CONTROL OPTIONS

The LX and PX are reliable and versatile power control options for both LED and incandescent lighting systems. While the PX is a traditional transformer with basic control functions, the

LX features a digital interface with advanced scheduling options and features. Regardless of the system you're creating, FX Luminaire has the right control solution.

### LX



#### SPECIFICATIONS

Height: 11.4"/29 cm  
 Width: 7.14"/18.1 cm  
 Depth: 5.04"/12.8 cm  
 Material: Steel

The LX is a fully digital transformer. Its integrated LCD screen provides time, photocell, function, and line output readouts. It also features a backlit digital display which means adjustments can easily be made 24/7. It includes six on/off times, a battery backup, a 120V low-voltage indicator and 26' remote mount photocell.

DESCRIPTION	CODE
TRANSFORMER	LX
SIZE	150 or 300 watts
FINISHES	
Metals	Powder Coat
SS	M

EXAMPLE: LX-150-M = LX - 150W - MATTE GRAY FINISH

### PX



#### SPECIFICATIONS

Height:  
 300 & 600 watt: 13.5"/34.3 cm  
 900 watt: 16.5"/41.9 cm  
 Width: 7.5"/19.1 cm  
 Depth: 6"/15.24 cm  
 Material: Steel


The PX has been the industry's most reliable multi-tap transformer for over a decade. Safe and easy to install, the PX is assembled in-house and includes timer and photocell option. The PX is also compatible with the PXSUNC Lighting Synchronizer to work with irrigation controllers.

DESCRIPTION	CODE
TRANSFORMER	PX
SIZE	300, 600, 900 watts
ACCESSORY	T (Timer), PC (Photocell), or TPC (Timer & Photocell)
FINISHES	
Metals	Powder Coat
SS	WG FW AL BZ DG WI VF SB FB

EXAMPLE: PX-300-SS = PX - 300W - STAINLESS STEEL FINISH

\* May require longer lead time

# Up lights





## LO



### SPECIFICATIONS


Height: 6"/15.24 cm  
 Diameter: 2.25"/5.72 cm  
 Material: Brass

The LO, designed for the project owner who never compromises, is milled from solid billett brass to aerospace tolerance. Its pristine design and unmatched durability allow the LO to enhance a landscapes appearance during the day and at night.

DESCRIPTION	CODE
FIXTURE	LO
LAMP	10, 20, 35, 50 (Halogen MR-16), NL (No lamp)
<b>FINISHES</b>	
Metals	
 BS	 NP*

EXAMPLE: LO-20-BS = LO - HALOGEN 20W LAMP - BRASS FINISH



## CR



### SPECIFICATIONS


Height: 6"/15.2 cm  
 Long Shield: 7.5"/19.1 cm  
 Diameter: 2.4"/6.1 cm  
 Material: Copper

The CR was designed for environments that demand the ultimate in landscape lighting durability without sacrificing elegance or functionality. The CR combines a softer illumination with the richness of solid copper and machined brass.

DESCRIPTION	CODE
FIXTURE	CR
LAMP	10, 20 (Xenon G4), 5H, 10H, 20H, 35H (Halogen T3)
SHIELD OPTION	GS (Glare Shield)
<b>FINISHES</b>	
Metals	
 CU	 NP*

EXAMPLE: CR-35H-GS-CU = CR - HALOGEN 35W LAMP - GLARE SHIELD - COPPER FINISH



## LR



### SPECIFICATIONS

Height: 6"/15.2 cm  
 Long Shield: 7.5"/19.1 cm  
 Diameter: 2.4"/6.1 cm  
 Material: Copper

Engineered for those who want to make a lasting investment in their garden, the LR is without peer. This rugged luminaire provides the power and control of the Halogen MR-16 lamp family.

DESCRIPTION	CODE
FIXTURE	LR
LAMP	10, 20, 35, 50 (Halogen MR-16), NL (No lamp)
SHIELD OPTION	GS (Glare shield)
<b>FINISHES</b>	
Metals	
 CU	 NP*

EXAMPLE: LR-35-CU = LR - HALOGEN 35W LAMP - COPPER FINISH

\* May require longer lead time

CM



**SPECIFICATIONS**  
 Height: 6.5"/16.5 cm  
 Long Shield: 7.83"/19.88 cm  
 Diameter: 2.4"/6.1 cm  
 Material: Aluminum Alloy

The CM is a versatile up light that is built to suit any landscape lighting plan. It is constructed not only to illuminate a space, but to help designers create mood and ambiance.

DESCRIPTION	CODE							
FIXTURE	CM							
LAMP	10, 20 (Xenon G4)							
LENS OPTION	F (Frosted)							
SHIELD OPTION	LS (Long shield)							
<b>FINISHES</b>								
Powder Coat								
WG	FW	AL	BZ	DG	WI	VF	SB	FB

EXAMPLE: CM-20-LS-SB = CM - XENON 20W LAMP - LONG SHIELD - SEDONA BROWN FINISH

SI



**SPECIFICATIONS**  
 Height: 6.5"/16.5 cm  
 Long Shield: 7.83"/19.88 cm  
 Diameter: 2.4"/6.1 cm  
 Material: Aluminum Alloy

The SI fills the niche need for a more subtle light source. It offers the long life benefit of a halogen lamp without overpowering the space with light. The bi-pin lamp in the SI provides an even, neutral color.

DESCRIPTION	CODE							
FIXTURE	SI							
LAMP	5, 10, 20, 35 (Halogen T3), NL (No lamp)							
LENS OPTION	F (Frosted)							
SHIELD OPTION	LS (Long shield)							
<b>FINISHES</b>								
Powder Coat								
WG	FW	AL	BZ	DG	WI	VF	SB	FB

EXAMPLE: SI-20-F-SB = SI - HALOGEN 20W LAMP - FROSTED LENS - SEDONA BROWN FINISH

RS



**SPECIFICATIONS**  
 Height: 6.5"/16.5 cm  
 Long Shield: 7.83"/19.88 cm  
 Diameter: 2.4"/6.1 cm  
 Material: Aluminum Alloy

This is a rugged up light that provides the power and control of the MR-16 lamp family. It is a precision lighting instrument that basically eliminates the potentially troublesome threads and screws found in other spotlights.

DESCRIPTION	CODE							
FIXTURE	RS							
LAMP	10, 20, 35, 50 (Halogen MR-16), NL (No lamp)							
LENS OPTION	F (Frosted)							
SHIELD OPTION	LS (Long shield)							
<b>FINISHES</b>								
Powder Coat								
WG	FW	AL	BZ	DG	WI	VF	SB	FB

EXAMPLE: RS-50-LS-SB = RS - HALOGEN 50W LAMP - LONG SHIELD - SEDONA BROWN FINISH

MP



**SPECIFICATIONS**  
 Height: 5"/12.7 cm  
 Diameter: 1.63"/4.1 cm  
 Material: Aluminum Alloy

Being the smallest scale up light in the FX Luminaire family, it is an excellent choice for illuminating small garden elements such as dwarf trees or statuaries. Its tiny size will hide seamlessly among plants or boulders to keep the lighting source a secret.

DESCRIPTION	CODE							
FIXTURE	MP							
LAMP	20 (Halogen MR-11), NL (No lamp)							
<b>FINISHES</b>								
Powder Coat								
WG	FW	AL	BZ	DG	WI	VF	SB	FB

EXAMPLE: MP-20-DG = MP - HALOGEN 20W LAMP - DESERT GRANITE FINISH

MU



**SPECIFICATIONS**  
 Height: 7.5"/19.1 cm  
 Long Shield: 8.68"/ 22.1 cm  
 Diameter: 2.4"/6.1 cm  
 Material: Aluminum Alloy

The most flexible and upgradeable of all FX Luminaire up lights, the MU has a wide variety of accessories. This allows lighting designers to apply sophisticated techniques and fine tune the effect for maximum impact.

DESCRIPTION	CODE							
FIXTURE	MU							
LAMP	10, 20, 35, 50 (Halogen MR-16), NL (No lamp)							
SHIELD OPTION	LS (Long Shield)							
<b>FINISHES</b>								
Powder Coat								
WG	FW	AL	BZ	DG	WI	VF	SB	FB

EXAMPLE: MU-35-BZ = MU - XENON 35W LAMP - BRONZE METALLIC FINISH

RL



**SPECIFICATIONS**  
 Height: 6.5"/16.5 cm  
 Diameter: 4"/10.16 cm  
 Material: Copper

The RL gently washes walls, boulders, and architectural elements bringing out the fine detail without overpowering the scene. It creates a soft glow that backlights the sculptural shape of the Yucca, or grazes light over a dry-stack stone wall.

DESCRIPTION	CODE									
FIXTURE	RL									
LAMP	10, 20 (Xenon G4), 10H, 20H (Halogen T3)									
<b>FINISHES</b>										
Metals	Powder Coat									
CU	NP*	WG	FW	AL	BZ	DG	WI	VF	SB	FB

EXAMPLE: RL-10H-CU = RL - HALOGEN 10W LAMP - COPPER FINISH

\* May require longer lead time

# Path lights



## DP



### SPECIFICATIONS

Height: 13.5"/34.3 cm (with 12" riser)  
 Diameter: 2.9"/7.37 cm  
 Material: Copper

The DP, our smallest scale path light, is a great addition to tight garden spaces or urban rooftop gardens. The use of heavy gauge copper and milled billet brass allow the DP to be a perfect mixture of strength and grace.

DESCRIPTION	CODE
FIXTURE	DP
LAMP	10 (Xenon G4), 10H (Halogen T3)
RISERS (1/2")	8R, 12R, 18R, 24R (in inches)
FINISHES	
Metals	Powder Coat
CU	NP*
WG	FW
AL	BZ
DG	WI
VF	SB
	FB

EXAMPLE: DP-10H-18R-CU = DP - HALOGEN 10W LAMP - 18" RISER - COPPER FINISH

## PV



### SPECIFICATIONS

Height: 13.5"/34.3 cm (with 12" riser)  
 Diameter: 4"/10.16 cm  
 Material: Copper

For a petite punctuation to any pathway or patio space, the PV is a natural choice. The size and shape of the PV make it a perfect fit for small scale garden arrangements.

DESCRIPTION	CODE
FIXTURE	PV
LAMP	10 (Xenon G4), 10H (Halogen T3)
RISERS (1/2")	8R, 12R, 18R, 24R (in inches)
FINISHES	
Metals	Powder Coat
CU	NP*
WG	FW
AL	BZ
DG	WI
VF	SB
	FB

EXAMPLE: PV-10-12R-CU = PV - XENON 10W LAMP - 12" RISER - COPPER FINISH

## AP



### SPECIFICATIONS

Height: 15"/38.1 cm (with 12" riser)  
 Diameter: 3.9"/9.9 cm  
 Material: Copper

As the sister fixture to the SP, the AP has a smooth all copper top finish, whereas the SP is equipped with a sharp and stylish brass top. Watch the AP as the copper patinas naturally, or powder coat the fixture for a seamless look to match any color palette.

DESCRIPTION	CODE
FIXTURE	AP
LAMP	10, 20 (Xenon G4), 10H, 20H (Halogen T3)
RISERS (3/4")	8R, 12R, 18R, 24R, 36R (in inches)
FINISHES	
Metals	Powder Coat
CU	NP*
WG	FW
AL	BZ
DG	WI
VF	SB
	FB

EXAMPLE: AP-10H-24R-CU = AP - HALOGEN 10W LAMP - 24" RISER - COPPER FINISH

\* May require longer lead time

**AN**



The AN is the big brother to the AP, and is milled from heavy gauge copper for survival of the elements, while maintaining the grace and beauty expected of FX Luminaire fixtures.

**SPECIFICATIONS**

Height: 15.45"/39.24 cm (with 12" riser)  
 Diameter: 6.3"/16 cm  
 Material: Copper

DESCRIPTION	CODE
FIXTURE	AN
LAMP	10, 20 (Xenon G4), 10H, 20H (Halogen T3)
RISERS (¾")	8R, 12R, 18R, 24R, 36R (in inches)
<b>FINISHES</b>	
Metals	Powder Coat
CU NP* WG FW AL BZ DG WI VF SB FB	

EXAMPLE: AN-20-18R-CU = AN - XENON 20W LAMP - 18" RISER - COPPER FINISH

**SP**



Over a decade ago, FX invented a sleek and small-scale copper and brass path light called the SP. Today, the SP is the industry standard and remains the true benchmark of quality. It's a combination of proven quality and unmatched beauty in your garden.

**SPECIFICATIONS**

Height: 15"/38.1 cm (with 12" riser)  
 Diameter: 3.6"/9.2 cm  
 Material: Copper

DESCRIPTION	CODE
FIXTURE	SP
LAMP	10, 20 (Xenon G4), 10H, 20H (Halogen T3)
RISERS (¾")	8R, 12R, 18R, 24R, 36R (in inches)
<b>FINISHES</b>	
Metals	Powder Coat
CU NP* WG FW AL BZ DG WI VF SB FB	

EXAMPLE: SP-10-24R-CU = SP - XENON 10W LAMP - 24" RISER - COPPER FINISH

**DL**



The DL was introduced over ten years ago as a breath of fresh air. It has continuously evolved to maintain its reputation as unsurpassed in path lighting. The use of precious metals create a sophisticated richness and elegance that enhances, but never dominates.

**SPECIFICATIONS**

Height: 16.2"/41.2 cm (with 12" riser)  
 Diameter: 6.3"/16 cm  
 Material: Copper

DESCRIPTION	CODE
FIXTURE	DL
LAMP	10, 20 (Xenon G4), 10H, 20H (Halogen T3)
RISERS (¾")	8R, 12R, 18R, 24R, 36R (in inches)
<b>FINISHES</b>	
Metals	Powder Coat
CU NP* WG FW AL BZ DG WI VF SB FB	

EXAMPLE: DL-10H-12R-CU = DL - HALOGEN 10W LAMP - 12" RISER - COPPER FINISH

\* May require longer lead time

**BD**



The BD creates a bold statement and is an aesthetic middle ground between the soft radius of the PR and the angular EA. The combination of the solid copper or powder coated finish with the brass trim accent is what sets it apart from the rest.

**SPECIFICATIONS**

Height: 15.3"/38.9 cm (with 12" riser)  
 Diameter: 4.7"/11.9 cm  
 Material: Copper

DESCRIPTION	CODE
FIXTURE	BD
LAMP	10, 20 (Xenon G4), 10H, 20H (Halogen T3)
RISERS (¾")	8R, 12R, 18R, 24R, 36R (in inches)
<b>FINISHES</b>	
Metals	Powder Coat
CU NP* WG FW AL BZ DG WI VF SB FB	

EXAMPLE: BD-20-18R-SB = BD - XENON 20W LAMP - 18" RISER - SEDONA BROWN FINISH

**CB**



To emphasize prized perennials or delineate that rustic pathway to a garden retreat, the CB is the most stylish choice. The CB has a more angular silhouette than some of FX Luminaire's other grande path lights and mixes naturally into its surroundings.

**SPECIFICATIONS**

Height: 15.9"/40.4 cm (with 12" riser)  
 Diameter: 7.4"/18.8 cm  
 Material: Copper

DESCRIPTION	CODE
FIXTURE	CB
LAMP	10, 20 (Xenon G4), 10H, 20H (Halogen T3)
RISERS (¾")	8R, 12R, 18R, 24R, 36R (in inches)
<b>FINISHES</b>	
Metals	Powder Coat
CU NP* WG FW AL BZ DG WI VF SB FB	

EXAMPLE: CB-10-12R-CU = CB - XENON 10W LAMP - 12" RISER - COPPER FINISH

**SC**



The simple and chic design of the SC melds with any architecture and is a timeless addition to any landscape. The SC has a strong linear silhouette and a full radius top capped in brass, making it a natural fit.

**SPECIFICATIONS**

Height: 15.3"/38.9 cm (with 12" riser)  
 Diameter: 4.7"/11.9 cm  
 Material: Copper


DESCRIPTION	CODE
FIXTURE	SC
LAMP	10, 20 (Xenon G4), 10H, 20H (Halogen T3)
RISERS (¾")	8R, 12R, 18R, 24R, 36R (in inches)
<b>FINISHES</b>	
Metals	Powder Coat
CU NP* WG FW AL BZ DG WI VF SB FB	

EXAMPLE: SC-10H-24R-CU = SC - HALOGEN 10W LAMP - 24" RISER - COPPER FINISH

\* May require longer lead time



*Good landscape lighting makes natural beauty seem unnaturally beautiful. With FX fixtures on your side, there's no nightscape you can't conquer.*



CA



With Bauhaus simplicity, the CA joins an austere appearance with a basic organic quality. Combining the earthy beauty of metals with the modernity of architectural design, the CA connects the contemporary world to the natural environment.

DESCRIPTION	CODE
FIXTURE	CA
LAMP	10, 20 (Xenon G4), 10H, 20H (Halogen T3)
RISERS (¾")	8R, 12R, 18R, 24R, 36R (in inches)
FINISHES	
Metals	Powder Coat
CU NP* WG FW AL BZ DG WI VF SB FB	

SPECIFICATIONS

Height: 15.9"/40.4 cm (with 12" riser)  
 Diameter: 7.4"/18.8 cm  
 Material: Copper

EXAMPLE: CA-20-18R-CU = CA - XENON 20W LAMP - 18" RISER - COPPER FINISH

PR



The PR is designed specifically for those who prefer soft rounded shapes to geometric angles. The striking balance and perfect composition create an uncomplicated statement of pure form. The PR can be used harmoniously with the CV path light.

DESCRIPTION	CODE
FIXTURE	PR
LAMP	10, 20 (Xenon G4), 10H, 20H (Halogen T3)
RISERS (¾")	8R, 12R, 18R, 24R, 36R (in inches)
FINISHES	
Metals	Powder Coat
CU NP* WG FW AL BZ DG WI VF SB FB	

SPECIFICATIONS

Height: 14.8"/37.6 cm (with 12" riser)  
 Diameter: 3.8"/9.7 cm  
 Material: Copper

EXAMPLE: PR-10-24R-CU = PR - XENON 10W LAMP - 24" RISER - COPPER FINISH

CV



The CV is derived from the most elegant and universally harmonious shape, the ellipse. When expressed in solid copper and brass, which creates a pleasing contrast with the raw copper, CV graces any garden space with pure cosmic elegance.

DESCRIPTION	CODE
FIXTURE	CV
LAMP	10, 20 (Xenon G4), 10H, 20H (Halogen T3)
RISERS (¾")	8R, 12R, 18R, 24R, 36R (in inches)
FINISHES	
Metals	Powder Coat
CU NP* WG FW AL BZ DG WI VF SB FB	

SPECIFICATIONS

Height: 16.5"/41.9 cm (with 12" riser)  
 Diameter: 7.4"/18.8 cm  
 Material: Copper

EXAMPLE: CV-20H-36R-CU = CV - HALOGEN 20W LAMP - 36" RISER - COPPER FINISH

\* May require longer lead time

EA



The EA is designed specifically for those who prefer sharp geometric angles to rounded shapes. Some see the influence of an ancient Japanese garden in its structured, yet natural appearance, while others see a distinct urban chic.

DESCRIPTION	CODE
FIXTURE	EA
LAMP	10, 20 (Xenon G4), 10H, 20H (Halogen T3)
RISERS (¾")	8R, 12R, 18R, 24R, 36R (in inches)
FINISHES	
Metals	Powder Coat
CU NP* WG FW AL BZ DG WI VF SB FB	

SPECIFICATIONS

Height: 15.7"/39.9 cm (with 12" riser)  
 Diameter: 4.7"/11.9 cm  
 Material: Copper

EXAMPLE: EA-10-18R-CU = EA - XENON 10W LAMP - 18" RISER - COPPER FINISH

QF



With its precise machined angles and dominant demeanor, the QF is designed to be seen and appreciated. It looks just as fabulous in natural copper patina as it is visually stimulating in powder coated Flat Black (FB) with the gold tone brass trim.

DESCRIPTION	CODE
FIXTURE	QF
LAMP	10, 20 (Xenon G4), 10H, 20H (Halogen T3)
RISERS (¾")	8R, 12R, 18R, 24R, 36R (in inches)
FINISHES	
Metals	Powder Coat
CU NP* WG FW AL BZ DG WI VF SB FB	

SPECIFICATIONS

Height: 13.5"/34.3 cm (with 12" riser)  
 Diameter: 7.4"/18.8 cm  
 Material: Copper

EXAMPLE: QF-20-12R-CU = QF - XENON 20W LAMP - 12" RISER - COPPER FINISH

PF



The design of the PF resembles a Thai temple or the cantilevered elements. It's a perfect complement to all craftsman style architecture. Use the PF together with its bigger brothers, the DM and GN, to address different size areas with a unified design.

DESCRIPTION	CODE
FIXTURE	PF
LAMP	10, 20 (Xenon G4), 10H, 20H (Halogen T3)
RISERS (¾")	8R, 12R, 18R, 24R, 36R (in inches)
FINISHES	
Metals	Powder Coat
CU NP* WG FW AL BZ DG WI VF SB FB	

SPECIFICATIONS

Height: 14.8"/37.6 cm (with 12" riser)  
 Diameter: 5"/12.7 cm  
 Material: Copper

EXAMPLE: PF-10H-24R-CU = PF - HALOGEN 10W LAMP - 24" RISER - COPPER FINISH

\* May require longer lead time

DM



SPECIFICATIONS

Height: 15.9"/40.4 cm (with 12" riser)  
 Diameter: 7.1"/18 cm  
 Material: Copper

The design influences in the DM are timeless. Some see the spirit of Frank Lloyd Wright's Fallingwater, others see an ancient garden such as Ryōan-ji in Kyoto, Japan. Larger than the PF, but smaller than the GN, the DM is just right for any application.

DESCRIPTION	CODE
FIXTURE	DM
LAMP	10, 20 (Xenon G4), 10H, 20H (Halogen T3)
RISERS (3/4")	8R, 12R, 18R, 24R, 36R (in inches)
FINISHES	
Metals	Powder Coat
CU NP* WG FW AL BZ DG WI VF SB FB	

EXAMPLE: DM-20-18R-CU = DM - XENON 20W LAMP - 18" RISER - COPPER FINISH

GN



SPECIFICATIONS

Height: 22.5"/57.15 cm (with 18" riser)  
 Diameter: 10"/25.4 cm  
 Material: Copper

The GN has an upscale design and a radiant shine. Just as reliable as it is good-looking, the GN's numerous finish options allow it to be adapted to virtually any property that requires a higher-end, sleek looking path light.

DESCRIPTION	CODE
FIXTURE	GN
LAMP	20 (Xenon G4), 20H, 35H (Halogen T3)
RISERS (1 1/4")	12R, 18R, 24R, 36R (in inches)
FINISHES	
Metals	Powder Coat
CU NP* WG FW AL BZ DG WI VF SB FB	

EXAMPLE: GN-35H-24R-CU = GN - HALOGEN 35W LAMP - 24" RISER - COPPER FINISH

GT



SPECIFICATIONS

Height: 14.5"/36.83 cm (with 12" riser)  
 Diameter: 7.4"/18.8 cm  
 Material: Copper

On some lighting projects there are challenges that basic fixed-mount path lights cannot meet. The GT is a solution to all including wall washing in a planter or as a BBQ counter-mount light. The GT provides beam spread adjustability and soft illumination.

DESCRIPTION	CODE
FIXTURE	GT
LAMP	10, 20 (Xenon G4), 10H, 20H (Halogen T3)
RISERS (1")	8R, 12R, 18R, 24R, 36R (in inches)
FINISHES	
Metals	Powder Coat
CU NP* WG FW AL BZ DG WI VF SB FB	

EXAMPLE: GT-20H-36R-CU = GT - HALOGEN 20W LAMP - 36" RISER - COPPER FINISH

\* May require longer lead time

TD



SPECIFICATIONS

Height: 18"/45.72 cm  
 XT: 29.5"/74.93 cm  
 Diameter: 5"/12.7 cm  
 Material: Copper

The TD is one of the few path lights that can bridge the architectural gap of a quaint home in Martha's Vineyard to a desertscape in Scottsdale. The simple symmetry and slender silhouette allows the TD to slip subtly into secluded sanctuaries.

DESCRIPTION	CODE
FIXTURE	TD
LAMP	12, 18, 25 (Incandescent)
HEIGHT OPTION	XT (extra tall)
FINISHES	
Metals	Powder Coat
CU NP* WG FW AL BZ DG WI VF SB FB	

EXAMPLE: TD-12-CU = TD - INCANDESCENT 12W LAMP - COPPER FINISH

FG



SPECIFICATIONS

Height: 22"/55.88 cm  
 Diameter: 5.0"/12.7 cm  
 Material: Copper

A great application for the FG is accompanying flowering plants to bring their color center stage during evening lawn parties or other outdoor events. This luminaire can be in the center of planters providing accents while others like the TD can perform pathway illumination duty.

DESCRIPTION	CODE
FIXTURE	FG
LAMP	12, 18, 25 (Incandescent)
FINISHES	
Metals	Powder Coat
CU NP* WG FW AL BZ DG WI VF SB FB	

EXAMPLE: FG-25-CU = FG - INCANDESCENT 25W LAMP - COPPER FINISH

AL



SPECIFICATIONS

Height: 27.5"/69.85 cm  
 Diameter: 6.0"/15.24 cm  
 Material: Aluminum

The AL is strong in illumination and visually delicate. This makes it one of our most efficient path lights. It is tall and slender in form, making it virtually transparent in any garden. Since it is available in all FX Luminaire's powder coat finishes, the AL makes like a chameleon and disappears into the garden regardless of background flora color.

DESCRIPTION	CODE
FIXTURE	AL
LAMP	12, 18, 25 (Incandescent)
FINISHES	
Powder Coat	
WG FW AL BZ DG WI VF SB FB	

EXAMPLE: AL-18-VF = AL - INCANDESCENT 18W LAMP - VERDE SPECKLE FINISH

\* May require longer lead time

**PM**



**SPECIFICATIONS**

Height: 14"/35.56 cm  
 Diameter: 2.5"/6.35 cm  
 Material: Aluminum Alloy

When the usual path light may not be right for an avant-garde gravel and ornamental grass patio garden, then it's time to break through and specify the PM. Constructed from aerospace machine aluminum alloy, the PM is as durable as it is attractive.

DESCRIPTION	CODE
FIXTURE	PM
LAMP	20 (Halogen AR-11)
<b>FINISHES</b>	
Powder Coat	
<b>WG</b>	<b>FW</b>
<b>AL</b>	<b>BZ</b>
<b>DG</b>	<b>WI</b>
<b>VF</b>	<b>SB</b>
	<b>FB</b>

EXAMPLE: **PM-20-WI** = PM - HALOGEN 20W LAMP - WEATHERED IRON FINISH

**DS**



2 Tier

**SPECIFICATIONS**

Height: 19"/48.26 cm  
 2 Tier: 16"/40.64 cm  
 Diameter: 6"/15.24 cm  
 Material: Aluminum Alloy

The DS is best suited for high traffic areas where a durable fixture is desired. Based on a design that has been sold for over half a century, the DS is down-to-earth and reliable.

DESCRIPTION	CODE
FIXTURE	DS
LAMP	10, 15, 20 (Xenon G4), 10H, 20H, 35H (Halogen T3)
TIER OPTION	2T (3 Tiers is standard)
RISERS (1/2")	12R, 18R, 24R, 36R (in inches)
<b>FINISHES</b>	
Powder Coat	
<b>WG</b>	<b>FW</b>
<b>AL</b>	<b>BZ</b>
<b>DG</b>	<b>WI</b>
<b>VF</b>	<b>SB</b>
	<b>FB</b>

EXAMPLE: **DS-35H-2T-24R-SB** = DS - HALOGEN 35W LAMP - 2 TIER -24" RISER - SEDONA BROWN FINISH

**DR**



2 Tier

**SPECIFICATIONS**

Height: 19"/48.26 cm  
 2 Tier: 16.5"/41.91 cm  
 Diameter: 10.0"/25.4 cm  
 Material: Aluminum Alloy

Designed for medium scale commercial projects, the DR is tough, gritty, and durable. The oversized top of the DR directs light downward for controlled illumination without glare.

DESCRIPTION	CODE
FIXTURE	DR
LAMP	10, 15, 20 (Xenon G4), 10H, 20H, 35H (Halogen T3)
TIER OPTION	2T (3 Tiers is standard)
RISERS (1/2")	8R, 12R, 18R, 24R, 36R (in inches)
<b>FINISHES</b>	
Powder Coat	
<b>WG</b>	<b>FW</b>
<b>AL</b>	<b>BZ</b>
<b>DG</b>	<b>WI</b>
<b>VF</b>	<b>SB</b>
	<b>FB</b>

EXAMPLE: **DR-20H-36R-SB** = DR - HALOGEN 20W LAMP - 36" RISER -SEDONA BROWN FINISH

\* May require longer lead time



**CP**

The CP is engineered to bring light to walkways, stairways, and decks. The CP is also helpful in lighting paths that do not have an adjacent planter area for path lighting.



**SPECIFICATIONS**

Height: 3.5"/8.9 cm  
Width: 5"/12.7 cm  
Depth: 3.875"/9.84 cm  
Material: Copper

DESCRIPTION	CODE
FIXTURE	CP
LAMP	10 (Xenon G4), 10H (Halogen T3)
<b>FINISHES</b>	
Metals	Powder Coat
CU NP* WG FW AL BZ DG WI VF SB FB	

EXAMPLE: CP-10-CU = CP - XENON 10W LAMP - COPPER FINISH

**LM**

The LM utilizes the same smart design as the CP with twice the watts. Use the LM alone or install in conjunction with CP to maintain consistent lighting design style in walls adjacent to walkways or stairways.



**SPECIFICATIONS**

Height: 3.5"/8.9 cm  
Width: 9"/22.9 cm  
Depth: 4"/10.16 cm  
Material: Copper

DESCRIPTION	CODE
FIXTURE	LM
LAMP	20 (Xenon G4, 2 x 10), 20H (Halogen T3, 2 x 10)
<b>FINISHES</b>	
Metals	Powder Coat
CU NP* WG FW AL BZ DG WI VF SB FB	

EXAMPLE: LM-20H-CU = LM - HALOGEN 20W LAMP - COPPER FINISH

**UN**

The UN provides all of the great features of the CP with gentler, more organic lines. It is available in both brass and composite material. The UN washes walkways with a shadow-free smooth illumination.



**SPECIFICATIONS**

Height: 3.5"/8.9 cm  
Width: 5"/12.7 cm  
Depth: 3.875"/9.84 cm  
Material: Brass or Composite

DESCRIPTION	CODE	
FIXTURE	UN	
LAMP	10 (Xenon G4), 10H (Halogen T3)	
<b>FINISHES</b>		
Metals	Powder Coat	Composites
BS NP* WG FW AL BZ DG WI VF SB FB CB DT		

EXAMPLE: UN-10H-CB = UN - HALOGEN 10W LAMP - CAMO BRONZE FINISH

**PD**

The PD offers a higher level of illumination for those areas where 10 watts is not quite enough. The LevelX system assures that the faceplates of these permanently mounted fixtures will remain perfectly level upon completion of any installation.



**SPECIFICATIONS**

Height: 3.5"/8.9 cm  
Width: 9"/22.9 cm  
Depth: 4"/10.16 cm  
Material: Brass or Composite

DESCRIPTION	CODE	
FIXTURE	PD	
LAMP	20 (Xenon G4, 2 x 10), 20H (Halogen T3, 2 x 10)	
<b>FINISHES</b>		
Metals	Powder Coat	Composites
BS NP* WG FW AL BZ DG WI VF SB FB CB DT		

EXAMPLE: PD-20-CB = PD - XENON 20W LAMP - CAMO BRONZE FINISH

**MM**

The surface mount MM meets the challenge of lighting a walkway where internal wiring is not an option. With surprisingly generous light output, the MM can be used on masonry or wood and is available in brass or powder coat colors.



**SPECIFICATIONS**

Depth: 1.75"/4.45 cm  
Diameter: 3.25"/8.26 cm  
Material: Brass or Aluminum Alloy

DESCRIPTION	CODE
FIXTURE	MM
LAMP	10, (Xenon G4), 10H, (Halogen T3)
<b>FINISHES</b>	
Metals	Powder Coat
BS NP* WG FW AL BZ DG WI VF SB FB	

EXAMPLE: MM-10-DG = MM - XENON 10W LAMP - DESERT GRANITE FINISH

**BP**

The BP is an under-the-cap masonry wall light available in a frosted glass lens for a soft and even illumination. The stainless steel under mount flange is easily sandwiched between the block wall and the top capstone for neat, clean installation.



**SPECIFICATIONS**

Height: 1"/2.54 cm  
Width: 6.75"/17.15 cm  
Depth: 3.5"/8.89 cm  
Material: Copper, Brass, Steel or Aluminum Alloy

DESCRIPTION	CODE
FIXTURE	BP
LAMP	10, (Xenon G4), 10H, (Halogen T3)
<b>FINISHES</b>	
Metals	Powder Coat
BS CU SS WG FW AL BZ DG WI VF SB FB	

EXAMPLE: BP-10H-SS = BP - HALOGEN 10W LAMP - STAINLESS STEEL FINISH

\* May require longer lead time

\* May require longer lead time














**ML**



**SPECIFICATIONS**

Faceplate: 4.85"/12.32 cm  
 Box Length: 4.6"/11.68 cm  
 Box Diameter: 4.6"/11.68 cm  
 Material: Brass

The ML was introduced over 15 years ago and has since evolved into the standard for small scale commercial grade integral wall lights. Applications may include the entry level stairs to an estate home, resort pool areas, or pathways to the golf clubhouse.

DESCRIPTION	CODE
FIXTURE	ML
LAMP	20 (Halogen AR-11)
<b>FINISHES</b>	
Metals	Powder Coat
 	 
      	
BS	NP*
WG	FW
AL	BZ
DG	WI
VF	SB
SB	FB

EXAMPLE: **ML-20-BS** = ML - HALOGEN 20W LAMP - BRASS FINISH












**CG**



**SPECIFICATIONS**

Height: 3.5"/8.9 cm  
 Width: 5"/12.7 cm  
 Depth: 3.875"/9.84 cm  
 Material: Brass


Smaller than the standard classic ML, the CG maintains a powerful light pattern while being a perfect blend of simplicity and function. The solid billet brass housing and faceplate trim are machined at tolerances exceeding 0.001".

DESCRIPTION	CODE
FIXTURE	CG
LAMP	20 (Halogen MR-8)
<b>FINISHES</b>	
Metals	Powder Coat
 	 
      	
BS	NP*
WG	FW
AL	BZ
DG	WI
VF	SB
SB	FB

EXAMPLE: **CG-20-BS** = CG - HALOGEN 20W LAMP - BRASS FINISH

\* May require longer lead time

*Down lights*



**TS**



The adjustable TS acts like an outdoor track light. The TS sets the scene for the visual drama and theme that is your personal garden. The TS uses the same lamp as the CL, TC, and VL, allowing a mix of fixture types to suit mounting needs, while maintaining consistent light quality.

**SPECIFICATIONS**

Length:  
 TS-20/35: 5"/12.7 cm  
 TS-50: 6.5"/16.51 cm  
 Diameter:  
 TS-20/35: 2"/5.08 cm  
 TS-50: 2.5"/6.35 cm  
 Material: Copper or Aluminum Alloy

DESCRIPTION	CODE
FIXTURE	TS
LAMP	20, 35 (Halogen AR-11), 50 (Halogen AR-20)
<b>FINISHES</b>	
Metals	Powder Coat
CU NP* WG FW AL BZ DG WI VF SB FB	

EXAMPLE: TS-20-FW = TS - HALOGEN 20W LAMP - FLAT WHITE FINISH

**TC**



On any architectural mounted light source, one of the primary challenges is to not detract from the fine woodwork craftsmanship. The TC is designed to seamlessly incorporate into fine outdoor architectural structures.

**SPECIFICATIONS**

Height: 3.5"/8.89 cm  
 Width: 2.75"/6.99 cm  
 Length: 2.75"/6.99 cm  
 Material: Copper

DESCRIPTION	CODE
FIXTURE	TC
LAMP	20, 35 (Halogen AR-11)
<b>FINISHES</b>	
Metals	Powder Coat
CU NP* WG FW AL BZ DG WI VF SB FB	

EXAMPLE: TC-35-CU = TC - HALOGEN 35W LAMP - COPPER FINISH

**CL**



The CL is analogous to a recessed "can" light used in homes to gently provide area light to dining or sitting areas. It will blend beautifully with its surroundings and complement the architectural style of any home, while providing dramatic accents.

**SPECIFICATIONS**

Height: 3.5"/8.89 cm  
 Diameter: 3.25"/8.26 cm  
 Material: Copper

DESCRIPTION	CODE
FIXTURE	CL
LAMP	20, 35, 50 (Halogen AR-20)
<b>FINISHES</b>	
Metals	Powder Coat
CU NP* WG FW AL BZ DG WI VF SB FB	

EXAMPLE: CL-20-CU = CL - HALOGEN 20W LAMP - COPPER FINISH

**LS**



The LS is designed to create moments to remember. The effect is best when used in small caliper trees and positioned from the branches above, creating an ethereal effect.

**SPECIFICATIONS**

Height: 3" to 3.75"/7.62 cm to 9.53 cm  
 Diameter: 1.38"/3.51 cm  
 Material: Copper and Brass

DESCRIPTION	CODE
FIXTURE	LS
LAMP	12 (Incandescent)
<b>FINISHES</b>	
Metals	
CU NP*	

EXAMPLE: LS-12-CU = LS - INCANDESCENT 12W LAMP - COPPER FINISH

**VL**



The VL is compact, yet delivers a dramatic visual impact. It is great for hanging over garden sculptures, water pools, or natural elements. The VL achieves elegant lighting while never calling attention to the source.

**SPECIFICATIONS**

Height: 4.5"/11.43 cm  
 Diameter: 2"/5.08 cm  
 Material: Copper

DESCRIPTION	CODE
FIXTURE	VL
LAMP	20 (Halogen AR-11)
<b>FINISHES</b>	
Metals	Powder Coat
CU NP* WG FW AL BZ DG WI VF SB FB	

EXAMPLE: VL-20-CU = VL - HALOGEN 20W LAMP - COPPER FINISH

**MD**



The MD is specifically designed for down light applications. A specially engineered shield cover and knuckle assembly keep moisture outside of the fixture.

**SPECIFICATIONS**

Length: 9.5"/24.13 cm  
 Diameter: 2.6"/6.6 cm  
 Material: Aluminum Alloy

DESCRIPTION	CODE
FIXTURE	MD
LAMP	10, 20, 35, 50 (Halogen MR-16), NL (No lamp)
MOUNT OPTION	WM (Wall mount)
<b>FINISHES</b>	
Powder Coat	
WG FW AL BZ DG WI VF SB FB	

EXAMPLE: MD-35-SB = MD - HALOGEN 35W LAMP - SEDONA BROWN FINISH

\* May require longer lead time

\* May require longer lead time

# Well lights



## RP

Ring



Cowling







Louver



### SPECIFICATIONS

Height: RG: 9"/22.86 cm  
 LV: 9.3"/23.6 cm  
 CW: 11"/27.9 cm  
 Diameter: 6.75"/17.15 cm  
 Material: Brass or Composite

There is not a more versatile subterranean product than the RP. It can be configured to wall wash from tight spaces with a spread beam or provide a long narrow projection of light for a tall palm...even after installation.

DESCRIPTION	CODE
FIXTURE	RP
LAMP	10, 20, 35, 50 (Halogen MR-16), NL (No lamp)
GRATES	RG (Ring), LV (Louver), CW (Cowling)
<b>FINISHES</b>	
Metals	Composites
 BS	 NP*
 CB	 DT

EXAMPLE: RP-35-LV-BS = RP - HALOGEN 35W LAMP - LOUVER - NATURAL BRASS FINISH

## FC

Ring



Louver







Cowling



### SPECIFICATIONS

Height: RG: 4.8"/12.19 cm  
 LV: 5.1"/13 cm  
 CW: 6.8"/17.3 cm  
 Diameter: 4"/10.16 cm  
 Material: Brass or Composite

The subterranean FC introduces glare-free controlled illumination into smaller scale spaces. Applications may include that space behind the potted plant, or in front of the column to the entry of a stately residence.

DESCRIPTION	CODE
FIXTURE	FC
LAMP	20 (Halogen MR-11)
GRATES	RG (Ring), LV (Louver), CW (Cowling)
<b>FINISHES</b>	
Metals	Composites
 BS	 NP*
 CB	 DT

EXAMPLE: FC-20-CW-CB = FC - HALOGEN 20W LAMP - COWLING - CAMO BRONZE FINISH

\* May require longer lead time







TE



SPECIFICATIONS

Height: 12.25"/31.12 cm  
 Diameter: 6.4"/16.26 cm  
 Material: Brass

When up lighting fine residences or small commercial projects with subterranean lighting, the TE has no equal. It incorporates aerospace materials, with marine grade components to ensure high performance, even in the most extreme environments.

DESCRIPTION	CODE
FIXTURE	TE
LAMP	10, 20, 35, 50 (Halogen MR-16), NL (No lamp)
FINISHES	
Metals	
 BS	 NP

EXAMPLE: **TE-50-NP** = TE - HALOGEN 50W LAMP - NICKEL PLATE FINISH



CF



SPECIFICATIONS

Height: 9"/22.86 cm  
 Diameter: 6"/15.54 cm  
 Material: Composite

The CF was designed and engineered with all the challenges of typical well lights in mind. The end result: a forward-thinking specification grade product that resolves safety, service, and aesthetic issues with exclusive features.

DESCRIPTION	CODE
FIXTURE	CF
LAMP	20, 35 (Halogen PAR36)
FINISHES	
Composites	
 CB	 DT

EXAMPLE: **CF-20-CB** = CF - HALOGEN 20W LAMP - CAMO BRONZE FINISH

\* May require longer lead time

Accessories

Post Mount



MOUNTING OPTIONS

CATALOG #	DESCRIPTION
PM-BS	Post Mount
PM-NP*	Post Mount
PM-XX**	Post Mount

Versa Box



CATALOG #	DESCRIPTION
VB-TS-BS	Versa Box for TS Down Light
VB-TS-NP*	Versa Box for TS Down Light
VB-TS-XX**	Versa Box for TS Down Light
VB-050-BS	Versa Box for 1/2" Thread
VB-050-NP*	Versa Box for 1/2" Thread
VB-050-XX**	Versa Box for 1/2" Thread

Mini J-Box



CATALOG #	DESCRIPTION
MJ-TS-CU	Mini J-Box for TS Down Light
MJ-TS-NP*	Mini J-Box for TS Down Light
MJ-TS-XX**	Mini J-Box for TS Down Light
MJ-050-XX**	Mini J-Box for 1/2" Thread

Spikes

Super J-Box  
 Super Slot Spike  
 Long Slot Spike



CATALOG #	DESCRIPTION
753900	Super Slot Spike
250015840000	Long Slot Spike
SJ-BS	Super J-Box
SJ-NP*	Super J-Box
SJ-XX**	Super J-Box

Wall Mount



CATALOG #	DESCRIPTION
WM-XX**	Wall Mount with 1/2" Thread

Tree Box



CATALOG #	DESCRIPTION
TB-XX**	Tree Box with 1/2" Thread

Splicing




SPLICING OPTIONS

CATALOG #	DESCRIPTION
LSK	Light Splice Kit
SPLICEGEL	Light Splice Gel
DBRY100	100 tubes loose in box, plus inner box with 100 wire nuts (100 bulk)
DBRY2X25	2 tubes and wire nuts in a plastic bag (2 pack of 25 units)

\* Requires longer lead time \*\* XX denotes powder coat finish

Filters

Color Filter  
Hex Baffle  
Recessor Ring



COLOR FILTERS

CATALOG #	DESCRIPTION
250015180000	Color Filter for MR-16 Light Green
250015190000	Color Filter for MR-16 Light Blue
250015230000	Color Filter for MR-16 Dichroic Peach
250015200000	Color Filter for MR-16 Dichroic Blue
250015210000	Color Filter for MR-16 Dichroic Green
250015220000	Color Filter for MR-16 Dichroic Red
250010140000	Color Filter for MR-11 Dichroic Peach
250010160000	Color Filter for MR-11 Dichroic Blue
250015170000	Frosted Lens for MR-16
250010480000	Frosted Lens for MR-11
250015240000	Solite Spread for MR-16
250015420000	Solite Spread for MR-11
250013550000	Spread Lens for MR-16
250015160000	Spread Lens for CG
250015260000	Hex Baffle for MR-16
250015250000	Hex Baffle for MR-11
RRMR16	Recessor Ring for MR-16

Risers



RISER OPTIONS

CATALOG #	DESCRIPTION
VHRUL	Variable Height Riser for Up Light, extends 0-7"
8R-GT-CU	8" Copper Riser w/1/2" Brass Connections
12R-GT-CU	12" Copper Riser w/1/2" Brass Connections
18R-GT-CU	18" Copper Riser w/1/2" Brass Connections
24R-GT-CU	24" Copper Riser w/1/2" Brass Connections
8R-GT-NP*	8" Copper Riser w/1/2" Brass Connections
12R-GT-NP*	12" Copper Riser w/1/2" Brass Connections
18R-GT-NP*	18" Copper Riser w/1/2" Brass Connections
24R-GT-NP*	24" Copper Riser w/1/2" Brass Connections
8R-GT-XX**	8" Copper Riser w/1/2" Brass Connections
12R-GT-XX**	12" Copper Riser w/1/2" Brass Connections
18R-GT-XX**	18" Copper Riser w/1/2" Brass Connections
24R-GT-XX**	24" Copper Riser w/1/2" Brass Connections
8R-XX**	8" Aluminum Riser
12R-XX**	12" Aluminum Riser
18R-XX**	18" Aluminum Riser
8R-COUP-XX**	8" Aluminum Riser w/Coupler
12R-COUP-XX**	12" Aluminum Riser w/Coupler
18R-COUP-XX**	18" Aluminum Riser w/Coupler
24R-COUP-XX**	24" Aluminum Riser w/Coupler

\* Requires longer lead time \*\* XX denotes powder coat finish

Lamps



LAMP OPTIONS

CATALOG #	DESCRIPTION
250010220001	Lamp, MR-16 10w 32deg 1.2K Hrs
250010220002	Lamp, MR-16 20w 12deg 5K Hrs
250010220004	Lamp, MR-16 20w 24deg 10K Hrs
250010220005	Lamp, MR-16 20w 36deg 5K Hrs
250010220006	Lamp, MR-16 20w 36deg 10K Hrs
250010220007	Lamp, MR-16 20w 36deg 12K Hrs
250010220008	Lamp, MR-16 20w 60deg 5K Hrs
250010220009	Lamp, MR-16 35w 12deg 5K Hrs
250010220010	Lamp, MR-16 35w 24deg 5K Hrs
250010220011	Lamp, MR-16 35w 24deg 10K Hrs
250010220012	Lamp, MR-16 35w 36deg 5K Hrs
250010220013	Lamp, MR-16 35w 36deg 10K Hrs
250010220014	Lamp, MR-16 35w 36deg 18K Hrs
250010220015	Lamp, MR-16 35w 60deg 5K Hrs
250010220016	Lamp, MR-16 50w 12deg 5K Hrs
250010220017	Lamp, MR-16 50w 12deg 10K Hrs
250010220018	Lamp, MR-16 50w 25deg 5K Hrs
250010220019	Lamp, MR-16 50w 24deg 10K Hrs
250010220020	Lamp, MR-16 50w 36deg 5K Hrs
250010220021	Lamp, MR-16 50w 36deg 10K Hrs
250010220022	Lamp, MR-16 50w 36deg 18K Hrs
250010220023	Lamp, MR-16 50w 60deg 5K Hrs
250010450000	Lamp, MR-11 12w 10deg 2K Hrs
250010450001	Lamp, MR-11 20w 10deg 2K Hrs
250010450002	Lamp, MR-11 20w 36deg 2K Hrs

LAMP OPTIONS

CATALOG #	DESCRIPTION
250010450003	Lamp, MR-11 35w 12deg 2K Hrs
250010450004	Lamp, MR-11 35w 30deg 2K Hrs
250010490000	Lamp, MR-8 20w 10deg 2K Hrs
250010490001	Lamp, MR-8 20wF 39deg 2K Hrs
250010240000	Lamp, AR-11 20w 6deg 2K Hrs
250010240001	Lamp, AR-11 20wF 18deg 2K Hrs
250010240002	Lamp, AR-11 20wF 32deg 2K Hrs
250010240003	Lamp, AR-11 35w 10deg 2K Hrs
250010240004	Lamp, AR-11 35w 30deg 2K Hrs
250010240005	Lamp, AR-20 50w 10deg 2K Hrs
250010240006	Lamp, AR-20 50wF 25deg 2K Hrs
250010500000	Lamp, PAR36 Halogen 20w 30deg 4K Hrs
250010500001	Lamp, PAR36 Halogen 35w 30deg 4K Hrs
250010250000	Lamp, Mini Bi-Pin Halogen 10w 2K Hrs
250010250001	Lamp, Mini Bi-Pin Halogen 20w 2K Hrs
250010250002	Lamp, Mini Bi-Pin Halogen 35w 2K Hrs
250010250003	Lamp, Mini Bi-Pin Halogen 5w 2K Hrs
250010260001	Lamp, Bi-Pin Xenon 10w 10K Hrs
250010260002	Lamp, Bi-Pin Xenon 15w 10K Hrs
250010260003	Lamp, Bi-Pin Xenon 20w 5K Hrs
250010510000	Lamp, S-8 Incan 12wF 700 Hrs 93F
250010510001	Lamp, S-8 Incan 18wF 1K Hrs 1141F
250010510002	Lamp, S-8 Incan 25w 1.2K Hrs 1156
250010510003	Lamp, S-8 Incan 25wF 1.2K Hrs 1156F

**STATEMENT OF WARRANTY** Hunter Industries Incorporated ("Hunter") warrants FX Luminaire ("FX") Transformers to be free of defects in materials or workmanship under normal use for a period of ten (10) years from the original date of installation. Hunter warrants FX Low Voltage Lighting Fixtures to be free of defects in materials or workmanship under normal use for a period of three (3) years from the original date of installation. Hunter extends the warranty on FX Fixtures to ten (10) years from the original date of installation when both FX Fixtures and Transformers are installed on the same project exclusive of any competitor's product. Hunter warrants FX LED Fixtures to be free of defects in materials or workmanship under normal use for a period of ten (10) years from the original date of installation. If a defect in a FX product is discovered during the applicable warranty period, Hunter will repair or replace, at its option, the product or the defective part. This warranty does not extend to repairs, adjustments, or replacement of a FX product or part that results from misuse, negligence, alteration, modification, tampering, or improper installation and/or maintenance of the product. This warranty extends only to the original installer of the FX product. If a defect arises in a FX product or part during the warranty period, you should contact your local FX Authorized Distributor.

FX LUMINAIRE'S OBLIGATION TO REPAIR OR REPLACE ITS PRODUCTS AS SET FORTH ABOVE IS THE SOLE AND EXCLUSIVE WARRANTY SET FORTH BY FX. THERE ARE NO OTHER WARRANTIES, EXPRESSED OR IMPLIED, INCLUDING WARRANTIES OF MERCHANTABILITY AND FITNESS FOR A PARTICULAR PURPOSE. FX WILL NOT BE LIABLE TO DISTRIBUTOR OR ANY OTHER PARTY IN STRICT LIABILITY, TORT, CONTRACT, OR ANY OTHER MANNER FOR DAMAGES CAUSED OR CLAIMED TO BE CAUSED AS A RESULT OF ANY DESIGN OR DEFECT IN FX LUMINAIRE'S PRODUCTS, OR FOR ANY SPECIAL, INCIDENTAL, CONSEQUENTIAL, OR EXEMPLARY DAMAGES OF ANY NATURE, INCLUDING WITHOUT LIMITATION LOST BUSINESS OR PROFITS. NOTWITHSTANDING THE FOREGOING, IF FOR ANY REASON FX IS FOUND TO BE LIABLE IN NO EVENT SHALL FX'S LIABILITY EXCEED THE PRICE OF THE PRODUCT WHICH GIVES RISE TO THE CLAIM, LOSS, OR DAMAGE.

If you have any questions concerning the warranty or its application, please write to: Customer Service Department, FX Luminaire, 1940 Diamond Street, San Marcos, CA 92078, U.S.A.

## FXLuminaire.

---

Our mission is to create the most energy efficient lighting products in the world while maintaining the highest level of quality and reliability. In every instance we will back our innovations with the unwavering support our customers need to succeed.



Gregory R. Hunter, President of Hunter Industries

Website [fxl.com](http://fxl.com) | Customer Support 760-744-5240 | Technical Service 760-591-7383

This brochure was printed on Forest Stewardship Council® (FSC) certified paper with soy inks. The FSC is an international organization established to promote the responsible management of the world's forests.

© 2013 Hunter Industries Incorporated  Please recycle.

FXLIT-002 E 6/13



Printed using  
100% Wind  
Energy, (RECs)

FSC