

PRO SPORTS STYLE BASKETBALL SET – 12" SETBACK



- **DOUBLE POLE SUPPORT:** complete with two 1.90 x .065 stainless steel support legs, hardware, and escutcheons.
- **PRO SPORTS STYLE:** Rectangular Impact Resistant Crylex Backboard (includes Rim, Net, Ball, Pump & needle)

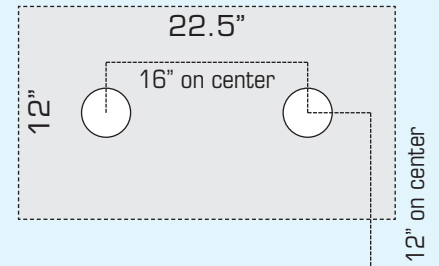
VARIATIONS: There are several variations of the game sets available for your installation needs. Those include:

- 12" or 18" setback (12" setback information shown)
- On Deck Mounted or In Deck Mounted Versions
- Bronze or Anchor Options
- Marine Grade Steel
- Powder Coated Support Legs
- Thermo Plastic Coated Support Legs

WARRANTY: Pole, Rim & Backboard are warranted for one year from date of retail purchase. Net, Ball & Pump are warranted for 90 days from date of retail purchase.




Recommended Minimum Concrete Area for Anchor – PLAN VIEW –




↑ Pool Edge ↑

6" Bronze Anchor Jig (Part #: SPS-B ANC-BRONZE)



6" Plastic Anchor Jig (Part # SPS-B ANC-PLAS)



PART DESCRIPTION

12" Offset with 6" In Deck Bronze Anchor Jig
 12" Offset with 6" In Deck Plastic Anchor Jig
 12" Offset with On Deck Anchor System

PART NUMBER

SPS-RBALL GB-C
 SPS-RBALL GP-C
 SPS-RBALL D-C

INTER-FAB, INC. • 3050 S ALVERNON WAY • TUCSON, AZ 85713 • 1-800-737.5386 • 520-790-7127 FAX • INTER-FAB.COM

TRADITIONAL STYLE BASKETBALL SET – 12" SETBACK



- **DOUBLE POLE SUPPORT:** complete with two 1.90 x .065 stainless steel support legs, hardware, and escutcheons.
- **TRADITIONAL STYLE:** Fan Shaped Impact Resistant Crylex Backboard (includes Rim, Net, Ball, Pump & needle)

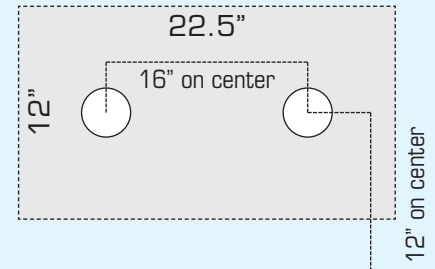
VARIATIONS: There are several variations of the game sets available for your installation needs. Those include:

- 12" or 18" setback (12" setback information shown)
- On Deck Mounted or In Deck Mounted Versions
- Bronze or Anchor Options
- Marine Grade Steel
- Powder Coated Support Legs
- Thermo Plastic Coated Support Legs

WARRANTY: Pole, Rim & Backboard are warranted for one year from date of retail purchase. Net, Ball & Pump are warranted for 90 days from date of retail purchase.




Recommended Minimum Concrete Area for Anchor – PLAN VIEW –




↑ **Pool Edge** ↑

6" Bronze Anchor Jig (Part #: SPS-B ANC-BRONZE)



6" Plastic Anchor Jig (Part # SPS-B ANC-PLAS)



PART DESCRIPTION

12" Offset with 6" In Deck Bronze Anchor Jig
 12" Offset with 6" In Deck Plastic Anchor Jig
 12" Offset with On Deck Anchor System

PART NUMBER

SPS-BBALL GB-C
 SPS-BBALL GP-C
 SPS-BBALL D-C

INTER-FAB, INC. • 3050 S ALVERNON WAY • TUCSON, AZ 85713 • 1-800-737.5386 • 520-790-7127 FAX • INTER-FAB.COM