

## RESIDENTIAL – STANDARD:



PC  
TP  
MG

### FEATURES:

- Available in 2 Step through 5 Step
- .049" Wall Stainless Steel Construction
- 304 SS and 316L
- 1.90" OD

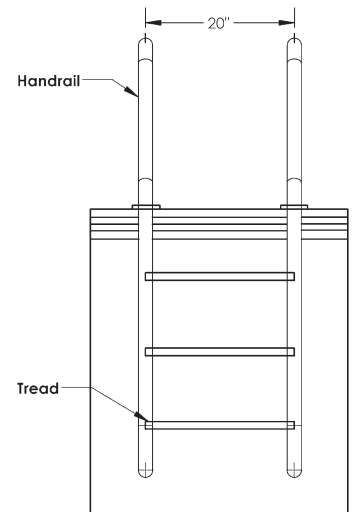
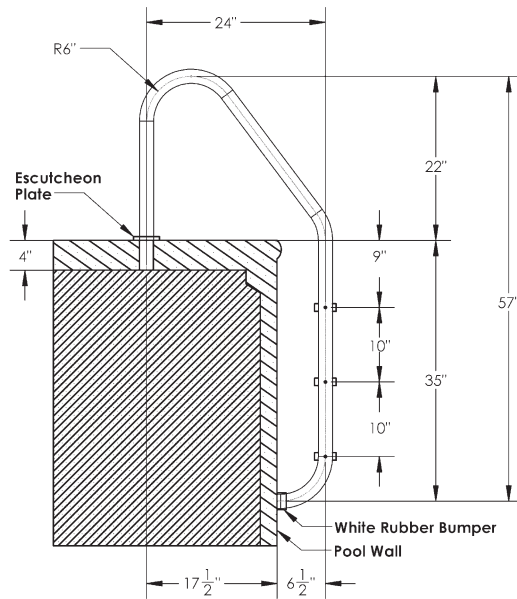
Standard - Available in 2 Step through 5 Step

Part # L2049 - 2 Step

Part # L3049 - 3 Step (shown)

Part # L4049 - 4 Step

Part # L5049 - 5 Step



**NOTE:** Escutcheons sold separately w/SS products; included with powder coated and thermo plastic coated ladders and rails.  
**All measurements on center.** Anchors are not included and recommended.

## RESIDENTIAL – ECONOMY:



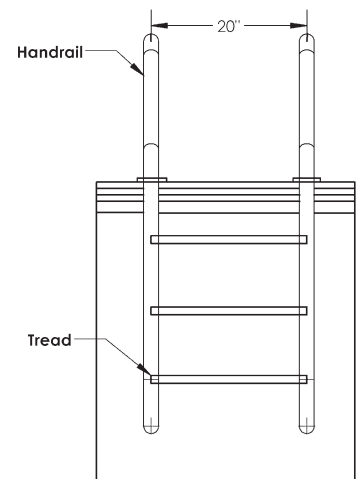
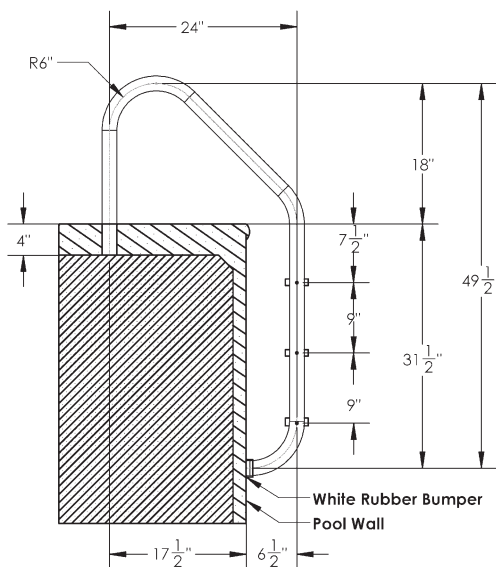
PC  
TP  
MG

### FEATURES:

- Available in 3 Step Only
- .049" Wall Stainless Steel Construction
- 304 SS and 316L
- 1.90" OD

Standard - Economy 3 Step

Part # L3E049



**NOTE:** Escutcheons sold separately w/SS products; included with powder coated and thermo plastic coated ladders and rails.  
**All measurements on center.** Anchors are not included and recommended.