

FX | LUMINAIRE®
DR-10, DR-15, DR-20



DELLARIBALTA® | FX LUMINAIRE®

**CLASSIC STYLING,
 RUGGED CONSTRUCTION**

The FX Luminaire® DellaRibalta® is our most popular pathlite. The oversized top keeps light directed downward for controlled pathway and color plant illumination without objectionable glare.

The DR-20 is constructed from die-cast aluminum alloy which receives a military-grade finish and polyester powdercoat for maximum durability. The riser is milled from solid T-6 6061 Aluminum Alloy for corrosion resistance and strength.

The DellaRibalta® is an excellent choice for a wide variety of task lighting applications, including pathways, motorcourt borders, pool and deck areas or color accent planters. Avoid using in open turf areas.

The DellaRibalta® incorporates a halogen lamp assembly for high output and long life which reduces operating and maintenance costs.



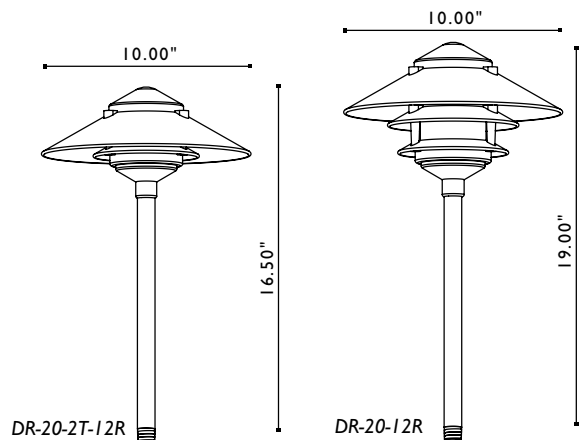
3 Tier




2 Tier

RUGGED AND TIMELESS

Specify the DR-20-12R for most residential applications. For commercial sites the higher output DR-35-12R is a great choice. The DR can stand up to punishment and is component-based for easy repair, making it perfect for high-impact environments.



**PERIMETER
 LIGHTING**



DELLARIBALTA® – ORDERING INFORMATION

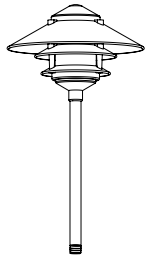
The DR comes standard with a 20 watt Xenon G4 lamp, CapannaDiNoce® (CDS), 3 Tiers, 12 inch riser, and your choice of finish options.

STANDARD OPTIONS:

1 + 2 + 3 + 4 + 5 ORDERED TOGETHER ON SAME LINE


AVAILABLE LAMP CONFIGURATIONS:

Your choice of one lamp will come pre-installed.

FIXTURE/CODE	WATTAGE/CODE	AVG. LIFE HOUR
1 DR 	2 XENON LAMP OPTIONS:	
	10	10,000
	15	10,000
	20	5,000
	HALOGEN (H) LAMP OPTIONS:	
	10H	2000
20H	2000	

STANDARD TIER OPTION:

Comes Standard with 3 Tiers.

	TIER CODE	DESCRIPTION
	3 3T	3 Tiers

OTHER TIER OPTION:


Must be specified if you need the following tier option:

	3 2T	2 Tiers
-------------------------------------------------------------------------------------	-------------	---------

STANDARD RISER OPTIONS:








Your choice of one riser option will come pre-assembled.

Riser Specs: Aluminum 0.5" Diameter

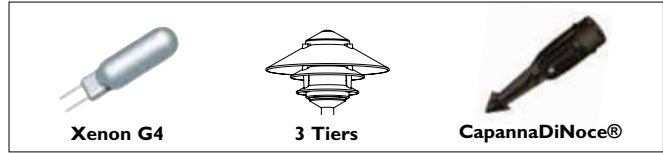
	4 8R	8" Riser
	12R	12" Riser
	18R	18" Riser

FINISH OPTIONS:

Choose from the following options. All have regular lead times.

	CODE	DESCRIPTION
	5 BZ	Bronze Metallic
	DG	Desert Granite
	BF	Black Wrinkle
	VF	Verde Speckle
	SB	Sedona Brown
	WF	White Wrinkle
	WI	Weathered Iron

STANDARD PARTS:



ORDERING SAMPLE:

SECTIONS:	DESCRIPTION:	WHAT TO ORDER:
1 + 2 + 3 + 4 + 5	 +  + 3T +  + 	= DR-20-12R-DG
A	PostMount®	= PM



NON-STANDARD OPTIONS:

MUST BE ORDERED ON SEPARATE LINE!

ADDITIONAL MOUNTING OPTIONS:


Comes pre-assembled with CapannaDiNoce®.

All other mounting options will arrive in separate box.

	CODE	DESCRIPTION	SIZE
	A SJ	SuperJ-boX®	2.50" x 12.00"
	PM	PostMount®	2.50" x 13.00"

PHOTOMETRICS:

Spacing for minimum footcandle illumination on level ground.
 Note: 1fc for commercial projects
 .3fc for residential projects



DR-10 6' for 1fc, 9' for .3fc
 DR-20 8' for 1fc, 12' for .3fc
 DR-35 10' for 1fc, 15' for .3fc

Distance	Footcandle Power (12R riser)	
	DR-10	DR-20
14'		
12'	1.1	2.3
10'	.27	.61
8'	.10	.14
6'	.04	.06
4'	.01	.03
2'		.01

For conversion to lumens: Multiply footcandles x 10. See FX glossary for a full description of fc and lumens.