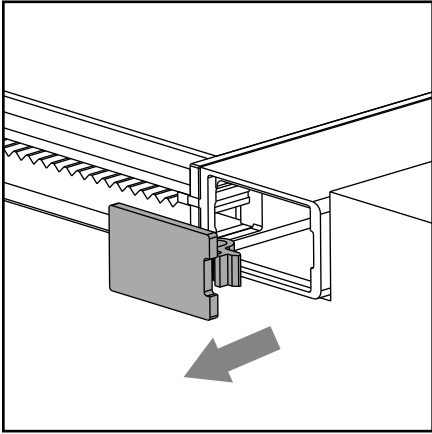


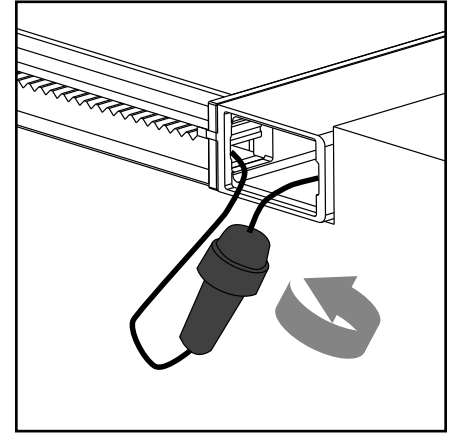
INSTRUCTION MANUAL

1. Remove access door carefully

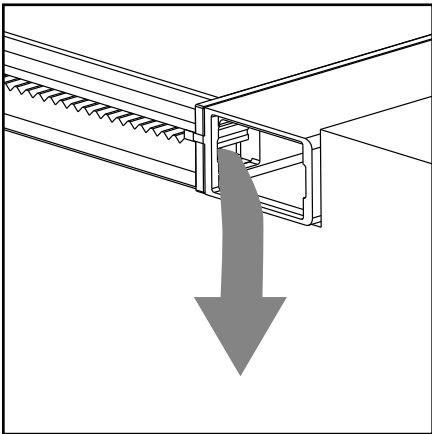


2. Pull wire plug from channel

3. Unscrew plug to separate it from the main power cable



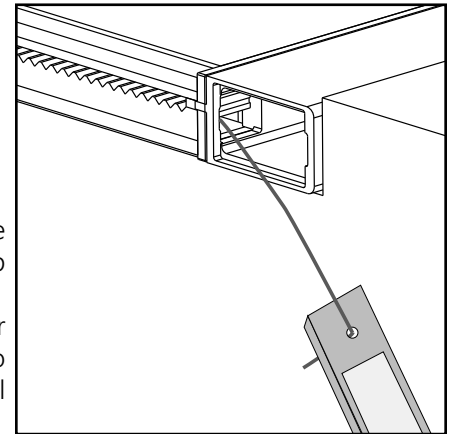
4. Pull the LED Strip from channel (some models may include a retaining clip)



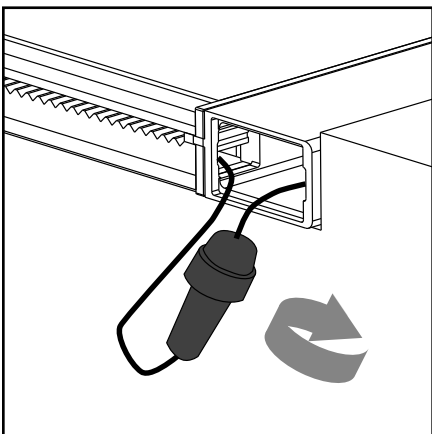
5. On longer models, feed pull wire from opposite side

6. Attach pull wire through hole in the end of the LED Strip

7. Lightly lubricate channel for easier installation. Carefully pull LED Strip into channel



8. Reattach plug to main power cable. Put wire back into channel



9. Reinstall access door

