



RD



WW



ST

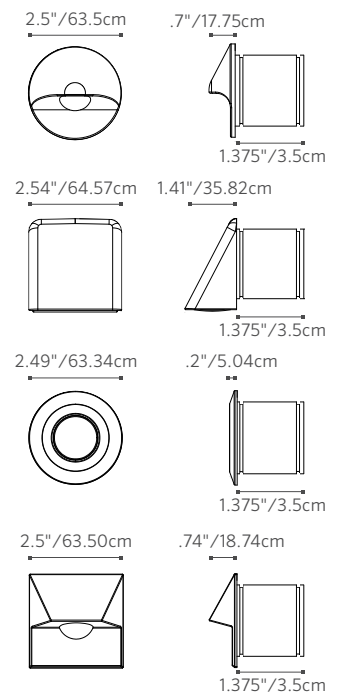


SQ

The design of the PO provides glare-free illumination with comfort and safety in mind. The LED faceplate design offers different exterior styling and light outputs to match the exact look and function required. The PO is available in four unique profiles for maximum design flexibility.

## PO: Wall Lights

NUMBER OF LEDS:	1
HALOGEN LUMEN OUTPUT EQUIVALENT:	10 Watt
USEFUL LED LIFE (L70):	50,000 hrs avg
INPUT VOLTAGE:	10 to 15V
VA TOTAL: (Use this number to size the transformer)	2.4
WATTS USED:	2.0
LUMENS PER WATT (EFFICACY) (Based on PO-ST)	20
MAX LUMENS: (Based on PO-ST)	39
CCT (Ra) (Based on PO-ST)	80.2



TUBE: 12" x 1.9" / 304.8 x 48.26cm



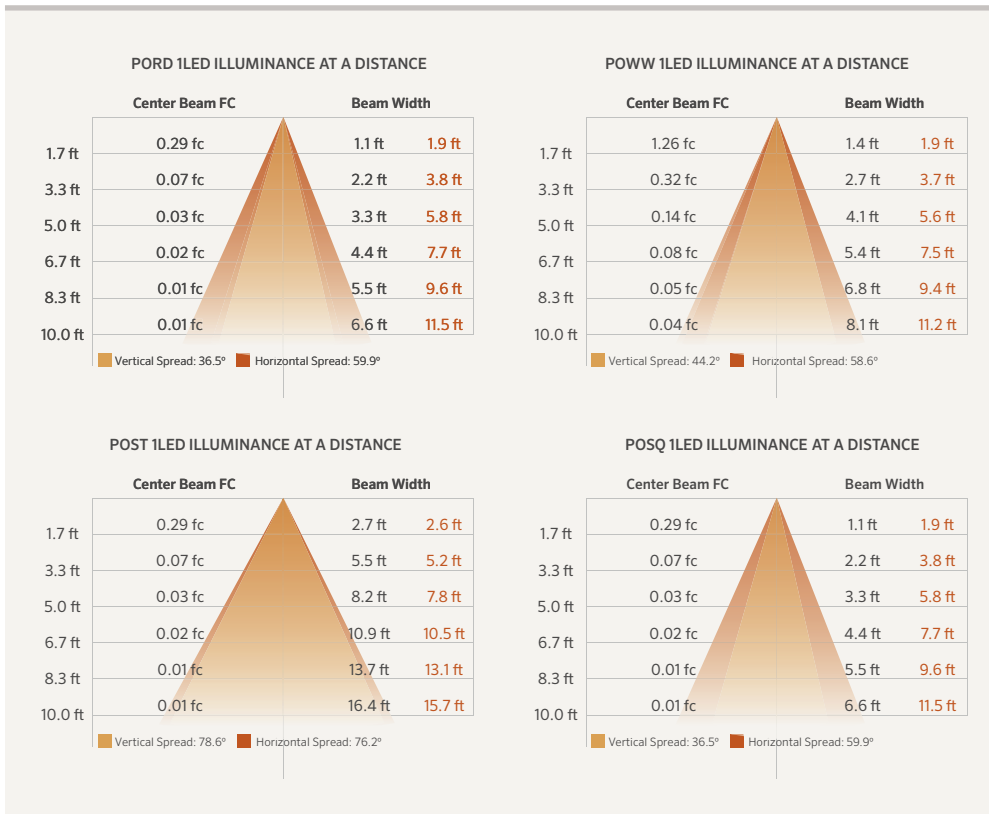
# PO: Wall Lights

FACTORY INSTALLED OPTIONS: Order 1 + 2 (optional) + 3 + 4 + 5

Step	Description	Code
1	FIXTURE	PO
2	OPTIONAL ZD	ZD (Refer to the Luxor page in the Lighting Control section)
3	LAMP	1LED (50,000 avg. life hours)
4	FACEPLATE	RD (Round), WW (Wide Wedge), ST (Spot), SQ (Square)
5	FINISH	AB*, AT*, NP*, BS, WG, FW, AL, BZ, DG, WI, VF, SB, FB





EXAMPLE: PO-ZD-1LED-RD-BZ = PO - ZD Option - 1LED Board - Round Faceplate - Bronze Metallic Finish

## PHOTOMETRICS:












Beam angle is calculated using LM-79 method for SSL Luminaires:  
 "Beam angle is defined as two times the vertical angle at which the intensity is 50% of the maximum."


## METALS

-  **AB** = Antique Bronze\* (On Brass)
-  **AT** = Antique Tumbled\* (On Brass)
-  **NP** = Nickel Plate\*
-  **BS** = Natural Brass

## POWDER COAT

-  **WG** = White Gloss
-  **FW** = Flat White
-  **AL** = Almond
-  **BZ** = Bronze Metallic
-  **DG** = Desert Granite
-  **WI** = Weathered Iron
-  **VF** = Verde Speckle
-  **SB** = Sedona Brown
-  **FB** = Flat Black

The PO includes a 1LED board, choice of faceplate finish, and mounting conduit.

 All PO wall lights come standard with amber, green, blue and frosted filters

\* May require longer lead time

