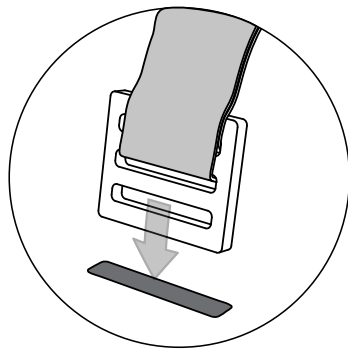
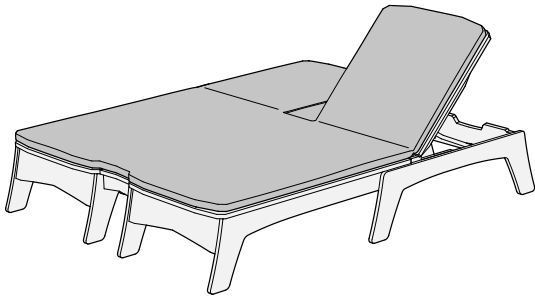


MAINSTAY

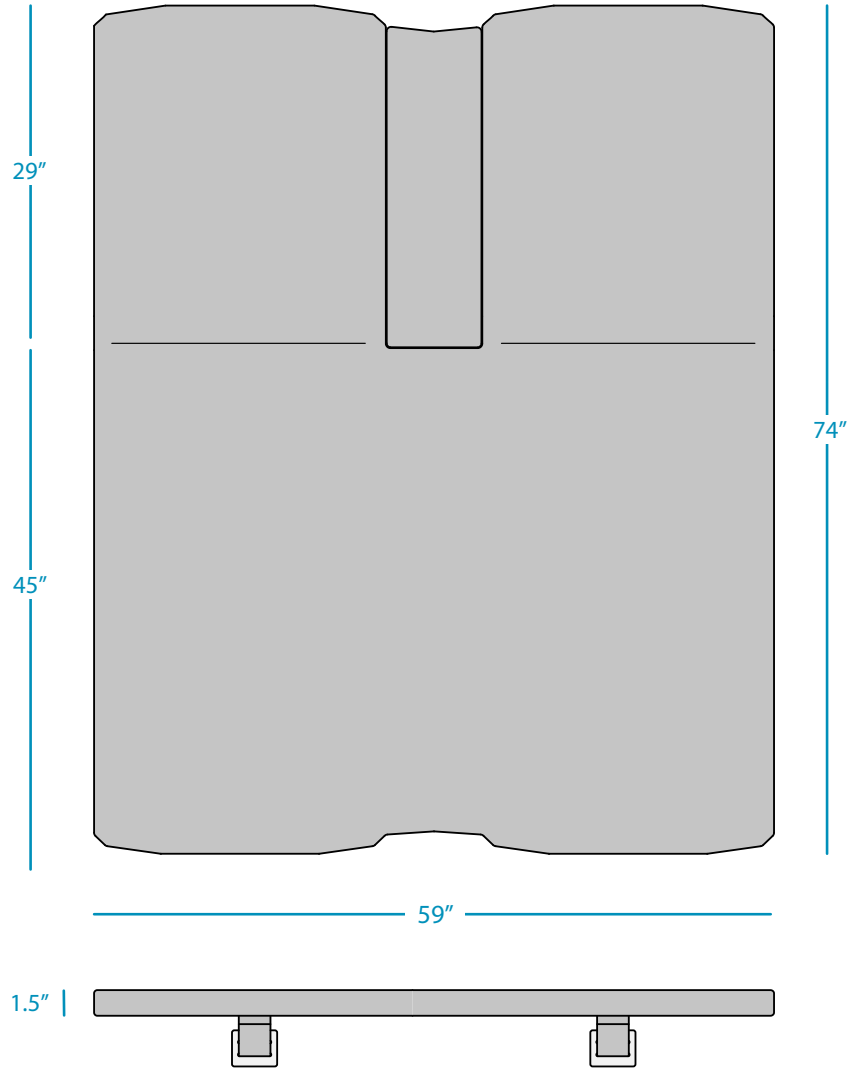
DOUBLE CHAISE CUSHION

SPECIFICATIONS

WEIGHT: 11 LBS



Strap and buckle system for easy attachment to the Chaise. Located on bottom of cushion.



FEATURES

- Designed for the Mainstay Double Chaise
- Perfect for residential or commercial settings
- Built to withstand the harsh outdoor environment
- Crafted of high quality, water resistant outdoor fabrics
- EZ-Dri foam interior allows fast water drainage and air circulation
- Secure in place with easy strap and buckle system
- Adds comfort, style, and convenience

AVAILABLE FABRICS

Available in all marine grade, sling grade, and furniture grade fabrics. Over 400 options available. See website or catalog for details.