

ClearWater™

ClearWater Sand Standard Systems



The ClearWater Sand System provides homeowners with everything they need to get their system up and running. It assures them of matched components and optimal performance for years of dependable service.

- High flow sand filter with easy twist-in laterals
- Superior spherical design as used on commercial sand filters
- Filter body is roto-molded for even wall thickness and extra strength, and is covered by a 3 year warranty
- High performance 2-speed or 1-speed Hi-Flo II pump
- Pump to filter and filter to pool connections are quick-disconnect union sweep fittings for easier maintenance and better performance
- (2) 1 1/2" diameter hoses, with clamps
- 7-Position Multi-Port Valve
- One-piece raised filter/pump system base

Filter System with Hi-Flo II 2-Speed Pump

Part No.	Filter	Flow Rate	Pump	HP
522-5200-3S	FS016	35 GPM	PH2100-3	1
522-5220-3S	FS019	45 GPM	PH2100-3	1
522-5240-3S	FS022	55 GPM	PH2150-3	1.5
522-5260-3S	FS026	70 GPM	PH2150-3	1.5

3-foot cord, twist lock plug

522-5200-6S	FS016	35 GPM	PH2100-3	1
522-5220-6S	FS019	45 GPM	PH2100-3	1
522-5240-6S	FS022	55 GPM	PH2150-3	1.5
522-5260-6S	FS026	70 GPM	PH2150-3	1.5

3-foot cord, 3-wire NEMA (regular) plug

Filter System with Hi-Flo II 1-Speed Pump

Part No.	Filter	Flow Rate	Pump	HP
520-5200-3S	FS016	35 GPM	PH1100-3	1
520-5220-3S	FS019	45 GPM	PH1100-3	1
520-5240-3S	FS022	55 GPM	PH1150-3	1.5
520-5260-3S	FS026	70 GPM	PH1150-3	1.5

3-foot cord, twist lock plug

520-5200-6S	FS016	35 GPM	PH1100-6	1
520-5220-6S	FS019	45 GPM	PH1100-6	1
520-5240-6S	FS022	55 GPM	PH1150-6	1.5
520-5260-6S	FS026	70 GPM	PH1150-6	1.5

3-foot cord, 3-wire NEMA (regular) plug

Both Systems Include:

- 2 hoses: (1 1/2" x 6 ft.)
- Hose fittings & clamps
- 3 ft. twist lock or 3 ft. NEMA cord
- Filter base
- Pump base
- Barbed fittings for optional chlorinator



ClearWater Sand Standard Systems

Performance Data

Model No.	Effective Filtration Area	Design Flow Rate	Turnover (in gallons)	
			6 Hrs	8 Hrs
FS016	1.55 sq. ft.	35 GPM	12,600	16,800
FS019	1.95 sq. ft.	45 GPM	16,200	21,600
FS022	2.5 sq. ft.	55 GPM	19,800	26,400
FS026	3.5 sq. ft.	70 GPM	25,200	33,600

Specifications:

Filter Type:	High-Rate Sand: No. 20 Silica Sand
Filter Tank:	Molded Polymeric
Underdrain:	360° Self Cleaning Slotted Laterals Threaded for Ease of Maintenance
Control Valve:	7-Position, Top-Mount Multi-Port with Lever-Action Handle
Valve Fastening:	Union Split-Nut Design
Pump and Motor:	Hi-Flo II Series Pump - 115 volts
Mounting Base:	Injection-Molded Thermoplastic

ClearWater Series Filters and Hi-Flo II Pumps are also available as individual units to custom design filtration requirements for new or existing pools.

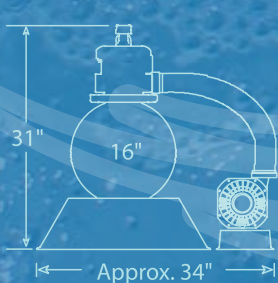
The Hi-Flo II Pump

is designed for superior and efficient performance. This pump features a high flow rate for faster filtering cycles. The Hi-Flo II pump is ideal for new installations or as a replacement pump.


- Features:**
- 1 1/2" Union threads / 1 1/2" FPT Intake
 - 2" Union threads / 1 1/2" FPT discharge
 - Large 6" pump trap with clear lid
 - Powerful side discharge performance
 - Wet end easily rotates



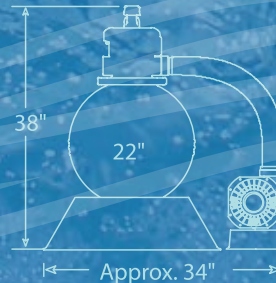
UL
LISTED
(SWIMMING POOL
OR SPA PUMP)
7106



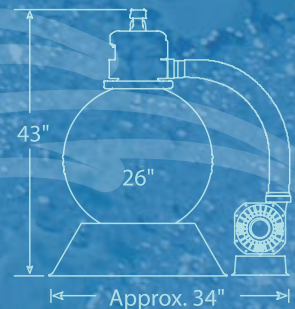
This economical system will provide crystal clear water with minimal maintenance for smaller above-ground pools.



A large system that is designed for most above ground pools.



A high-powered, high-capacity system that will provide years of maintenance-free swimming pool filtration for larger above ground pools.



The ultimate sand filter system for large above ground pools and small in-ground pools.



807-0075.1016

2200 East Sturgis Road, Oxnard CA 93030 • Phone 805.981.0262 • Fax 805.981.9403
www.waterwayplastics.com • waterway@waterwayplastics.com



Designed,
Engineered &
Manufactured
in the USA.

©2016 Waterway Plastics