



MPL-DM-XX



MPZ-DM-XX



PDM-XX



MPJ-DM-XX

---

PROJECT \_\_\_\_\_

---

CATALOG # \_\_\_\_\_

---

TYPE \_\_\_\_\_

---

NOTES \_\_\_\_\_

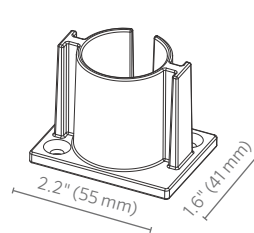
---

## DECK Mounts

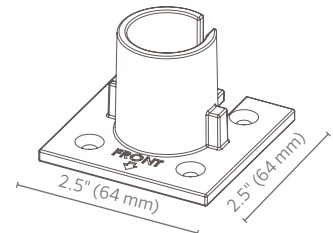
Solid brass or aluminum alloy construction.

### Quick Facts

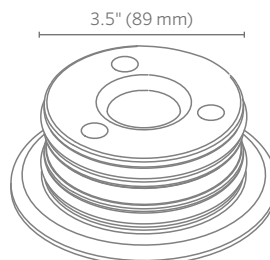
- Machined brass or die-cast aluminum
- Natural brass or powder coated finishes
- Tamper-resistant features



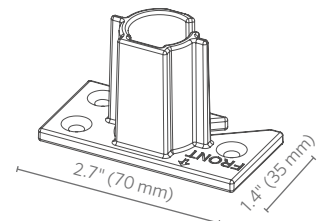
MPL-DM-XX



MPZ-DM-XX



PDM-XX



MPJ-DM-XX

# DECK Mount Specifications

Model	Finish	
<b>PDM</b>	■ <b>BZ</b> Bronze Metallic	■ <b>SV</b> Silver
<b>MPL-DM*</b>	■ <b>DG</b> Desert Granite	■ <b>WG</b> White Gloss
<b>MPJ-DM*</b>	■ <b>WI</b> Weathered Iron	■ <b>FW</b> Flat White
<b>MPZ-DM*</b>	■ <b>SB</b> Sedona Brown	■ <b>NP</b> Nickel Plate
	■ <b>FB</b> Black	■ <b>BS</b> Natural Brass
	■ <b>AL</b> Almond	

EXAMPLE CONFIGURATION: PDM-FB



Model Number	Description
<b>PDM-XX**</b>	Deck Mount for PM
<b>MPL-DM-XX**</b>	Deck Mount for M-PL and M-PK
<b>MPJ-DM-XX**</b>	Deck Mount for M-PJ
<b>MPZ-DM-XX**</b>	Deck Mount for M-PZ

\*Powder-coat finishes only

\*\*XX = Finish code