



Jandy JCP Commercial Polymer Pumps

High Performance Polymer Pumps for Commercial Applications

Prioritized Feature Benefits

- Faster priming than similar pumps*
- Replacement motors can be off-the-shelf types, so long as they have the same electrical ratings and certifications as the original OEM motor
- Innovative radial-seal strainer lid with integrated relief valve
- Includes NEMA premium-efficiency motors on 3-Phase models
- Drop-in replacement for EQ™, C™, and CSP™ competitive pumps
- Models with strainer are self-priming
- UL1081 and NSF-50 Listed

Materials and Design Specs

Pump Body

- 30% glass-filled PP0+PS blend body, impeller, and diffuser
- ANSI-150 flange connections
 - 6" suction port
 - 4" discharge port
- Back pull-out design
- All stainless-steel hardware
- Standard Jandy drain plugs

Strainer Assembly

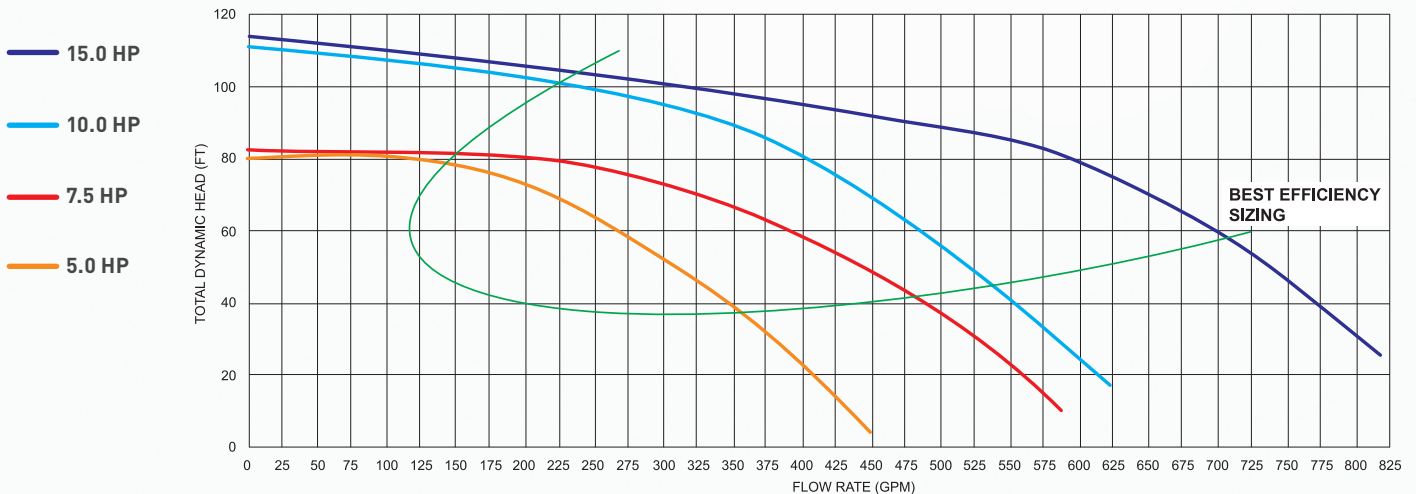
- 30% glass-filled PP0+PS blend body and locking ring
- Filled PP basket material

- Polycarbonate lid material
- ANSI-150 flange connections
- Radial-seal lid O-ring

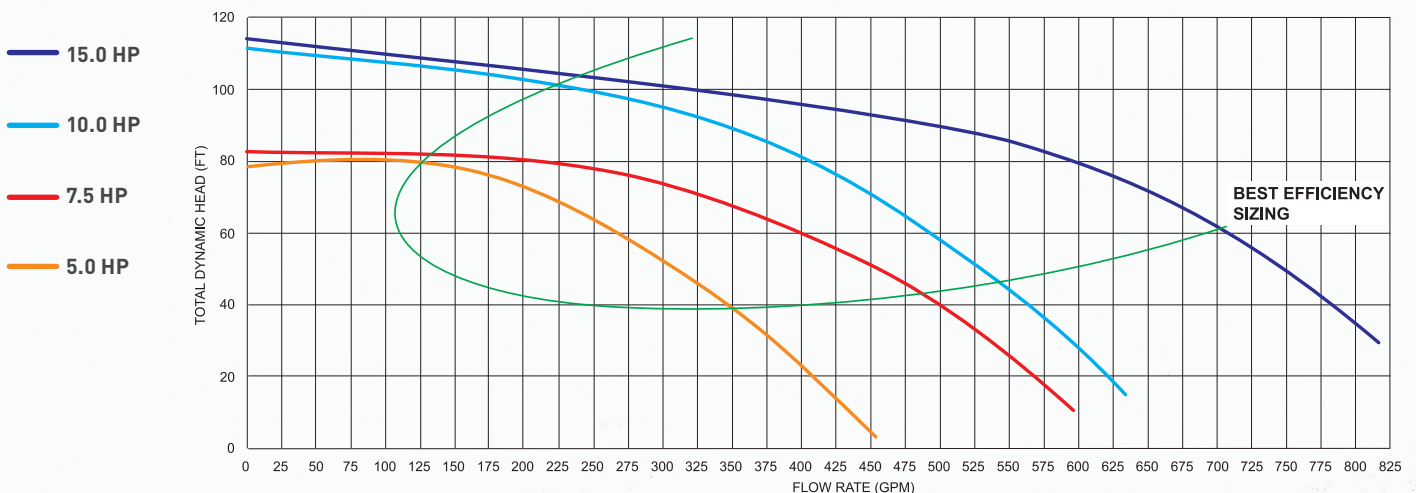
Pump Motor

- Standard JM, NEMA-rated C-flange frame
- Premium efficiency on 3-Phase models
- Class H insulation (inverter ready) on all 3-Phase models
- Class F insulation on all single phase models
- Stainless-steel shaft sleeve
- Sealed Bearings (requires no lubrication maintenance)
- Easily sourced, non-proprietary shaft design with stainless steel shaft sleeve

JCP Performance Curves with Strainer



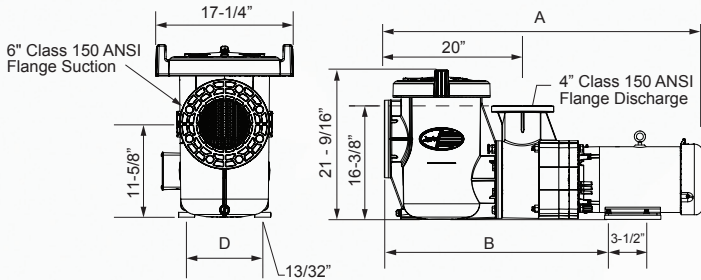
JCP Performance Curves with No Strainer



*Based on internal testing of similar Jandy and competitor pumps.



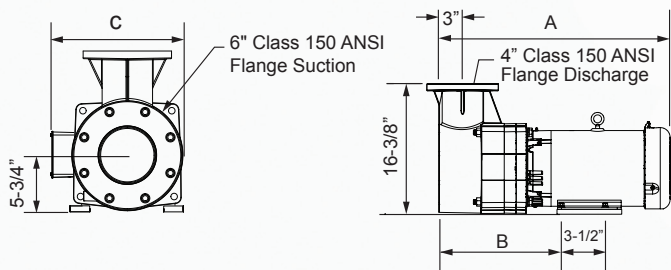
Pump With Strainer Pot Dimensions



Pump With Strainer Pot

SKU Number	A	B	C	D	Ship Weight (lb)	Ship Dimensions
JCP05-1CT-S	43-1/4"	33"	12-1/2"	9-3/4"	178"	48" x 24" x 28"
JCP07-1BD-S	42"	34"	13-1/2"	10-3/4"	197	
JCP05-3AT-S	41-3/4"	33"	12-1/2"	9-3/4"	169	
JCP07-3AT-S	43-1/2"	34"	13-1/2"	10-3/4"	201	
JCP10-3AT-S	43-1/2"	34"	13-1/2"	10-3/4"	209	
JCP15-3AT-S	46"	34"	13-1/2"	10-3/4"	249	

Pump Without Strainer Pot Dimensions



Pump Without Strainer Pot

SKU Number	A	B	C	D	Ship Weight (lb)	Ship Dimensions
JCP05-1CT-N	26-1/4"	16"	12-1/2"	9-3/4"	138"	33" x 24" x 25.25"
JCP07-1BD-N	25"	17"	13-1/2"	10-3/4"	157	
JCP05-3AT-N	24-3/4"	16"	12-1/2"	9-3/4"	129	
JCP07-3AT-N	26-1/2"	17"	13-1/2"	10-3/4"	161	
JCP10-3AT-N	26-1/2"	17"	13-1/2"	10-3/4"	169	
JCP15-3AT-N	29"	17"	13-1/2"	10-3/4"	209	

Single-Phase

Part No.	Description	Voltage	Phase	HP	Type	RPM	Suction	Discharge	Strainer
JCP05-1CT-S	JCP 5HP 208-230V TEFC 1Ph w/strainer	208-230	1	5	TEFC	3450	6"	4"	Yes
JCP07-1BD-S	JCP 7.5HP 230V ODP 1Ph w/strainer	230	1	7.5	ODP	3450	6"	4"	Yes
JCP05-1CT-N	JCP 5HP 208-230V TEFC 1Ph no strainer	208-230	1	5	TEFC	3450	6"	4"	No
JCP07-1BD-N	JCP 7.5HP 230V ODP 1Ph no strainer	230	1	7.5	ODP	3450	6"	4"	No

Three-Phase

Part No.	Description	Voltage	Phase	HP	Type	RPM	Suction	Discharge	Strainer
JCP05-3AT-S	JCP 5HP 208-230V/460V TEFC 3Ph w/strainer	208-230/460	3	5	TEFC	3450	6"	4"	Yes
JCP07-3AT-S	JCP 7.5HP 208-230V/460V TEFC 3Ph w/strainer	208-230/460	3	7.5	TEFC	3450	6"	4"	Yes
JCP10-3AT-S	JCP 10HP 208-230V/460V TEFC 3Ph w/strainer	208-230/460	3	10	TEFC	3450	6"	4"	Yes
JCP15-3AT-S	JCP 15HP 208-230V/460V TEFC 3Ph w/strainer	208-230/460	3	15	TEFC	3450	6"	4"	Yes
JCP05-3AT-N	JCP 5HP 208-230V/460V TEFC 3Ph no strainer	208-230/460	3	5	TEFC	3450	6"	4"	No
JCP07-3AT-N	JCP 7.5HP 208-230V/460V TEFC 3Ph no strainer	208-230/460	3	7.5	TEFC	3450	6"	4"	No
JCP10-3AT-N	JCP 10HP 208-230V/460V TEFC 3Ph no strainer	208-230/460	3	10	TEFC	3450	6"	4"	No
JCP15-3AT-N	JCP 15HP 208-230V/460V TEFC 3Ph no strainer	208-230/460	3	15	TEFC	3450	6"	4"	No

Strainer Only

Part No.	Description	Intake	Outlet
JCPS0	JCP Strainer Pot w/Basket	6"	6"