










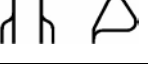
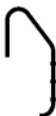



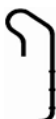






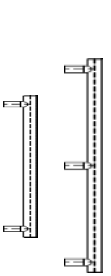




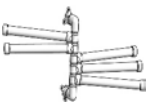


Standard Colors: White, Gray, Black, Beige & Taupe

2015 Product Guide				
Part #	Image	Description	Width	Height
<b>Deck Mounted Handrails (includes matching color escutcheons)</b>				
DR-230		Two bend Deck to Deck mount. Includes escutcheons. Sold in pairs.	30"	24"
DR-232			32"	24"
DR-236			36"	24"
DR-240			40"	24"
<b>Deck-to-Pool Handrails (includes matching color escutcheons)</b>				
DTP-248		Two and three bend Deck to Pool. Includes escutcheons.	48"	32"
DTP-260			60"	32"
DTP-348			48"	32"
DTP-360			60"	32"
DTP-366			66"	32"
DTP-372			72"	32"
<b>Ring Rail</b>				
P-329		Ring Rail for core mounted applications only.	29"	19"
P-329-AS		NEW! Redesigned Ring Rail for mounting in standard 4" anchor socket. Includes escutcheons.	29"	23"
<b>Return-to-Deck Hand &amp; Grab Rails (includes matching color escutcheons)</b>				
P-326-RTD		"Classic" Figure 4 style three bend Return to Deck. Includes escutcheons.	26"	30"
P-330-RTD			30"	30"
RTD-340		"Classic" Figure 4 style four bend Return to Deck. Includes escutcheons.	40"	32"
RTD-348			48"	32"
RTD-448			48"	32"
<b>Return-to-Deck Cross Braced Handrails (includes matching color escutcheons)</b>				
CBRTD-448		Three and four bend cross brace Return to Deck. Includes escutcheons.	48"	32"
CBRTD-352			52"	32"
CBRTD-354			54"	32"
<b>"Pretzel" - Return-to-Deck (includes matching color escutcheons)</b>				
P-329-Z		Unique design allows the return leg to be mounted next to the back leg, allowing minimal amount of deck space. Escutcheons included. Sold in Pairs	29"	29"
P-429-Z			29"	29"












Standard Colors: White, Gray, Black, Beige & Taupe

2015 Product Guide				
Part #	Image	Description	Width	Height
<b>Ladders – In-Ground (including matching color escutcheons)</b>				
P-324-L2		Our best selling series. Includes matching steps, escutcheons, marine grade 316SS step hardware and bumpers.	24"	44"
P-324-L3			24"	53"
P-324-L4			24"	62"
P-324-L5			24"	72"
PPL-324-2S		"Premium Plus Ladder" heavy duty for a more rigid and commercial feel. Includes matching steps, escutcheons, marine grade 316SS step hardware and bumpers.	24"	44"
PPL-324-3S			24"	53"
PPL-324-4S			24"	62"
PPL-324-5S			24"	72"
P-529-L3		"Camelback" Style. Includes matching steps, escutcheons, marine grade 316SS step hardware and bumpers.	29"	55"
P-326-SL3		Wall mounted "Split Ladder" Price includes 2 SB-3 bases, mounting hardware for ladder & 2 matching P-326 return-to-deck rails. Ideal for automatic and standard pool covers.	7"	26"
P-326-SL4			7"	35"
P-421-LP2		SÄFTRON "Elite" Series Parallel Pool Ladders, contemporary design with a strong rigid feel that takes up less room on your deck. Includes matching steps, escutcheons, marine grade 316SS step hardware and bumpers.	21"	43"
P-421-LP3			21"	53"
P-421-LP4			21"	63"
P-421-LP5			21"	73"
<b>Ladders – In-ground, Commercial, Cross Braced (including matching color escutcheons)</b>				
CBL-324-3S		Improved construction provides a lighter, stronger and more rigid feel while maintaining SÄFTRON's signature durability. Includes matching steps, escutcheons, marine grade 316SS step hardware and bumpers.	24"	67"
CBL-324-4S			24"	79"
CBL-324-5S			24"	91"
CBL-330-3S			30"	67"
CBL-330-4S			30"	79"
CBL-330-5S			30"	91"
CBL-336-3S			36"	67"
CBL-336-4S			36"	79"
CBL-336-5S			36"	91"
<b>Spa handrails for In-ground Spas</b>				
S-326		Spa Return-to-Deck Rail. 3 Bend – 2 Post. Horizontal bar 23" above ground. Includes matching color escutcheons.	26"	42"
SF-24		Spa Floor Rail. Single post to floor for in-ground spas. Horizontal bar 5" above ground. Includes matching color escutcheons.	18"	24"
SF-24-LT		Spa Floor Rail. Mounts to floor. Includes SÄFTRON's unique "lift & turn base". Rotates 180° and locks into place for entering and exiting your spa. Includes mounting hardware. Horizontal bar 9" above installation surface.	22"	24"



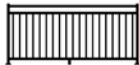







Standard Colors: White, Gray, Black, Beige & Taupe

2015 Product Guide					
Part #	Image	Description	Width	Height	
<b>Safety / Exercise Bars and Transfer Rails</b>					
X-09 (Pr)		Safety / Exercise Support Bar Kit (2 post) <u>Sold in Pairs</u>	3" – 5"	9"	
X-24		Safety / Exercise Support Bar Kit 1.90 OD(2 post)	3" – 5"	24"	
X-36		Safety / Exercise Support Bar Kit 1.90 OD(2 post)	3" – 5"	36"	
X-48		Safety / Exercise Support Bar Kit 1.90 OD(2 post)	3" – 5"	48"	
X-60		Safety / Exercise Support Bar Kit 1.90 OD (3 post)	3" – 5"	60"	
X-72		Safety / Exercise Support Bar Kit 1.90 OD (3 post)	3" – 5"	72"	
TRS-12		Straight A.D.A. Transfer Rails 1.67 OD	3" – 5"	9"	
TRS-14		Straight A.D.A. Transfer Rails 1.67 OD	3" – 5"	24"	
TRS-16		Straight A.D.A. Transfer Rails 1.67 OD	3" – 5"	36"	
TRS-18		Straight A.D.A. Transfer Rails 1.67 OD	3" – 5"	48"	
<b>Pool Accessories</b>					
PA-VB-KIT-SM			Surface Mount Volleyball Kit. Mounts on top of pool deck utilizing our color matching 6" SB-F mounting base. 48" installed height. Available in all standard colors. Includes 16' Volleyball Net, made from extremely strong weather treated nylon. Top bindings are white Herculite® with vinyl coated rope. Bottom and ends nylon tape. Complete with tie cords and grommets. Made in USA. (32' Volleyball net available upon request for additional charge)	N/A	48"
PA-VB-KIT-AM			Anchor Mount Volleyball Kit. Mounts inside of pool deck utilizing our anchor sockets. Includes color matching escutcheons. 48" installed height. Available in all standard colors. Includes 16' Volleyball Net made from extremely strong weather treated nylon. Top bindings are white Herculite® with vinyl coated rope. Bottom and ends nylon tape. Complete with tie cords and grommets. Made in USA. (32' Volleyball net available upon request for additional charge)	N/A	52"
PA-VBN-16		High Quality! Pool Volleyball Replacement Net	16'	36"	
PA-VBP-SM		Replacement Surface Mount Volleyball Posts. Mounts on top of pool deck utilizing our color matching 6" SB-F mounting base. 48" installed height. Available in all standard colors. Sold in Pairs.	N/A	48"	
PA-VBP-AM		Replacement Anchor Mount Volleyball Posts. Mounts inside of pool deck utilizing our anchor sockets. Includes color matching escutcheons. 48" installed height. Available in all standard colors. Sold in Pairs.	N/A	52"	
PA-MTR-5		<b>NEW!!</b> Wall Mounted Towel Rack. 5 adjustable towel bars. Easy swivel and positioning. Lays flat against the wall when not in use.	17"	13"	
SX-24		Towel / Grab Bar. Attaches to wall or side of spa. Mounting hardware (suitable for most spas) included. Colors match SÄFTRON Rails.	24"	3" – 5"	
SX-36			36"	3" – 5"	
PS-ST		Snap-on Tray with drink holder. Attaches without tools (or damage) to vertical Pool & Spa rails or tubular furniture. 11" x 8.5". Colors match SÄFTRON Rails.	11"	5.5"	

Standard Colors: White, Gray, Black, Beige & Taupe

2015 Product Guide				
Part #	Image	Description	Width	Height
<b>Installation, Mounting Hardware and Accessories</b>				
SB-F		6" Surface Mounting, Sturdy Polymer Base for all 1.90" OD pool & spa rails, ladders & safety railings. Colors match SÄFTRON rails. (Includes set-screws & stainless mounting hardware). ID is 1.93".	5.2"	6"
SB-F-CS		As above. Case price = 24 units. Mixed colors allowed.		
SB-3		3" Surface Mounting, Sturdy Polymer Base for all 1.90" OD pool & spa rails, ladders & safety railings. Colors match SÄFTRON rails. (Includes set-screws & stainless mounting hardware). ID is 1.93".	5.2"	3"
SB-3-CS		As above. Case price = 24 units. Mixed colors allowed.		
ANCH-1		Non-corroding Composite Anchor Socket. For use with any 1.90" OD pool or spa rail, volleyball posts, or ladder. Length of grounding screw has been increased for easier attachment of the grounding wire. (Grounding not required when used with SÄFTRON rails). ID is 1.93" W x 4" H.	2.75" OD	4.25" OD
ANCH-CS		As above. Case price = 48 units.		
ANCH-WBN-CS		Wedge, bolt and nut for anchor socket. Case price = 12 units.	N/A	N/A
ASC		Anchors Socket Covers. Available in standard SÄFTRON colors. Sold in Pairs. Perfect for winterizing.	5.75" Diam.	.75"
ASC-CS		As above. Case price (24 sets = 48 units).		
P-JIG-L		Installation Jig. This reusable jig is used to align & support anchor sockets during installation. Spacing pre-set for standard ladders. Includes two built-in 360° bubble levels.	20"	8"
P-JIG-RTD		Installation Jig. This reusable jig is used to align and support anchor sockets during installation. Spacing pre-set for return-to-deck rails. Includes one built-in 360° bubble level.	8"	16"
<b>Pool Ladder Hardware &amp; Replacement Components</b>				
P-3SLR-KIT		3 Step Ladder Refurbishing Kit - Includes 3 ladder steps, hardware, escutcheons and ladder bumpers.	See Below	See Below
P-LS-20		Ladder Step – Non-corroding, 3.75" wide, high impact polypropylene replacement step for any standard pool ladder. Colors match SÄFTRON railings. Unit price.	3.75"	20" Long
P-LS-20-CS		As above. Case price = 24 units. Mixed colors allowed.		
P-LS-Hdwr		Marine Grade 316SS Step Hardware. To mount one ladder step. (2 bolts, 2 washers, 2 nuts).	N/A	N/A
P-LS-Hdwr-CS		As above. Case price = 24 sets (48 bolts, 48 washers, 48 nuts).		
ESC		Escutcheons – High Impact Vinyl. 1.90" ID to fit all standard pool rails. Colors match SÄFTRON rails. Sold in pairs.	6" Diam.	.75"
ESC-CS		As above. Case price (24 sets = 48 units).		
P-BP19		Ladder Bumpers – Replacement 1.90" ID x 2.7" OD Rubber Bumpers for use with any standard pool ladder. Sold in pairs.	2.7" OD	1.0"
P-BP19-CS		As above. Case price (24 pairs = 48 units).		
<b>Pool Fencing, Gates &amp; Latches</b>				
FS-2200-4896-W		48" x 8' 2200 Series SÄFTRON Pool Fence Section -White	39.62	48.5

Standard Colors: White, Gray, Black, Beige & Taupe









2015 Product Guide				
Part #	Image	Description	Width	Height
FG-2201-4836-W		48" x 36" Self Closing Gate with Standard Latch For 2200 Series SAFTRON Pool Fence-White	21.5	48.5
FG-2202-4836-W		48" x 36" Self Closing Gate with 54" Plunger Latch For 2200 Series SAFTRON Pool Fence-White	24	46.5
FS-2400-4896-W		48" x 8' 2400 Series SAFTRON Pool Fence Section -White	49.62	48.5
FG-2401-4836-W		48" x 36" Self Closing Gate with Standard Latch For 2400 Series SAFTRON Pool Fence-White	25	48.5
FG-2402-4836-W		48" x 36" Self Closing Gate with 54" Plunger Latch For 2400 Series SAFTRON Pool Fence-White	27	48.5
FP-2248-CEP-W		Core Mounted End Post for 48" 2200 Series SAFTRON Pool Fence-White	9.5	54.5
FP-2248-CCP-W		Core Mounted Corner Post for 48" 2200 Series SAFTRON Pool Fence-White	10	54.5
FP-2248-CMP-W		Core Mounted Mid Post for 48" 2200 Series SAFTRON Pool Fence-White	10	54.5
FP-2448-CEP-W		Core Mounted End Post for 48" 2400 Series SAFTRON Pool Fence-White	10	54.5
FP-2448-CCP-W		Core Mounted Corner Post for 48" 2400 Series SAFTRON Pool Fence-White	10.5	54.5

SÄFTRON Railings  
6012 33rd St. East  
Bradenton, FL 34203



Phone 305-233-5511  
Fax 941-751-2802  
[www.SÄFTRON.com](http://www.SÄFTRON.com)

Standard Colors: White, Gray, Black, Beige & Taupe

2015 Product Guide				
Part #	Image	Description	Width	Height
FP-2448-CMP-W		Core Mounted Mid Post for 48" 2400 Series SAFTRON Pool Fence-White	10.5	54.5
FP-2248-PEP-W		Plated End Post for 48" 2200 Series SAFTRON Pool Fence-White	10.5	54.5
FP-2248-PCP-W		Plated Corner Post for 48" 2200 Series SAFTRON Pool Fence-White	11	54.5
FP-2248-PMP-W		Plated Mid Post for 48" 2200 Series SAFTRON Pool Fence-White	11	54.5
FP-2448-PEP-W		Plated End Post for 48" 2400 Series SAFTRON Pool Fence-White	11	54.5
FP-2448-PCP-W		Plated Corner Post for 48" 2400 Series SAFTRON Pool Fence-White	11.5	54.5
FP-2448-PMP-W		Plated Mid Post for 48" 2400 Series SAFTRON Pool Fence-White	11.5	54.5
WM-8184-W		Wall Flange w/mounting holes-White	1	3

Contact us for a quote on custom designs, bends, or colors.  
Tel. (305) 233-5511 - Fax (941) 751-2802  
[www.SÄFTRON.com](http://www.SÄFTRON.com)