

Raypak[®]
A Rheem[®] Company

CROSSWIND V[®]
Small footprint and
lightweight design for
easy installation.



CROSSWIND V[®]

POOL HEAT PUMP



Ease of Installation | Best-In-Class Serviceability | Raymote Connectivity



PROUDLY BASED IN THE U.S.A

CROSSWIND V[®]

WIND

Introducing Crosswind V (Vertical Discharge): sleek, modern design that will look great in any backyard. Thoughtfully designed with a smaller footprint and lighter weight ensuring a seamless and hassle-free setup. Crosswind V fits on standard equipment pads and industry standard 2" water connections, conveniently accessible through the front panel for enhanced serviceability.



KEY ADVANTAGES



Compact & Easy to Install voc

The small footprint and lightweight design reduces install time and saves on unnecessary labor costs to the homeowner.



Easy Access for Serviceability and Maintenance

The control junction box (J-box) can be quickly removed, making it easy to service and clean. Includes a longer control harness to access internal components.



High-Efficiency

The Crosswind V uses less energy and allows the homeowner to save on their monthly bill.



Advanced Heater Control voc

Featuring capacitive touch design and easy-to-read diagnostics, this unit provides real-time status notifications directly to the customer and servicer.



Automated Scheduling voc

Intelligently heats and adapts to the size of your pool, notifying you when it reaches the desired temperature setting.



System Automation

Our 3-wire remote plug is compatible with ALL competitor controllers



Operation Manager voc

Enables you to manage your heater, pump, 2 accessories, valves, and more.



Integrated Wi-Fi voc

Remotely monitor your pool or spa from anywhere, anytime with real-time updates and service alerts



Raymote™ Temperature & Heater Control voc

Raymote Mobile App allows you on-the-go control of your pool temperature and more.



External Bypass Valving **Deluxe Models Only*

Automatically compensates for normal day-to-day changes in your pool's hydraulics, maximizing heat transfer efficiency and extending the life of your heat pump.

HOT WEATHER SOLUTIONS



COOL THE POOL WITH COOL MODE

Crosswind V Deluxe models include Cool Mode, which allows homeowners to maintain a steady water temperature, even on hot days.

Raypak[®]



We are the heat pump technology experts.

Raypak & Rheem supply 400% more Heat Pumps than the rest of the U.S. Pool Market.

Based on avg of 2020-21 pool industry (PHTA) data.

CONTROLS

The Crosswind V was designed with a straight forward, easy to use interface.

Featuring capacitive touch design and improved, easy-to-read diagnostics, this unit provides real-time status notifications directly to the customer and servicer.



Service
Menu

Mode
Key

Temp
Adjust

Connect
Menu




SYSTEM AUTOMATION

Dry-Contact Ports

Crosswind V includes two built-in auxiliary dry-contact ports for pool accessories, such as lights and/or water features. Customers can also add relays to control high voltage accessories (sold separately).



HYBRID OPERATION MANAGER



Heat Source Delegation

Crosswind V is equipped with patent pending Intelligent Performance Calculations to transfer heating to an external heat source.


Crosswind V's control will determine the best energy resource when integrated with a secondary heat source such as an additional gas, electric, or heat pump pool heater.



**Whisper-Quiet,
4 blade fan**




**Steel Case & Durable
Powder Coated Finish**



Single Coil Row

model
TWPH-4550EHT08
TWPH-5550EHT08
TWPH-6550EHT08



Double Coil Row

model
TWPH-8550EHT08

**Titanium Tube
Heat Exchanger**




**Best In Class
Copeland Compressor**

model ZP61K5E-PFV
shown here



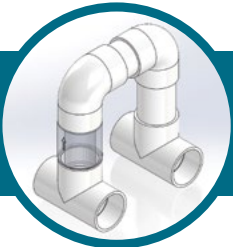
Heat Exchanger



**TWPH-4550EHT08
4 turns**

**TWPH-5550EHT08
TWPH-6550EHT08
5 turns**

**TWPH-8550EHT08
6 turns**



Bypass Assembly

Deluxe models include a bypass assembly. For standard models, the bypass assembly may be purchased as a kit separately from Raypak. Part Number 100-10000816

TWPH-4550EHT08

- 4 turn heat exchanger
- Scroll Compressor (6.9 HP)
- 6-circuits on coil
- Single row coil
- Check Valve

TWPH-5550EHT08

- 5 turn heat exchanger
- Scroll Compressor (7.85 HP)
- 9-circuits on coil
- Single row coil
- Check Valve

**TWPH-6550EHT08
*TWPH-6550EHC08**

- 5 turn heat exchanger
- Scroll Compressor (9.38 HP)
- 9-circuits on coil
- Single row coil
- Check Valve
- * Bypass Assembly
- * Cool Mode

**TWPH-8550EHT08
*TWPH-8550EHC08**

- 6 turn heat exchanger
- Scroll Compressor (10.45 HP)
- 16-circuits on coil
- Double row coil
- Charge Compensator
- Check Valve
- * Bypass Assembly
- * Cool Mode

*** DELUXE MODELS ONLY**



HEAT WITH EFFICIENCY

SUSTAINABILITY

As a member of the Rheem® family of brands, Raypak® is committed to taking a greater degree of responsibility for future generations. To learn more about our sustainability initiatives, visit

Raypak.com/Sustainability



CO2 IMPACT INDICATOR



13 million+ TREES SAVED

Choosing this product instead of a minimum efficiency alternative offsets CO2 emissions equivalent to planting this number of trees over the product's lifetime.

** Since 2019 the amount of CO2 savings for all products is equal to 13 million trees... and growing!*

The CO2 Impact Score

The reduced CO2 impact of selecting a high efficiency Raypak product instead of a minimal efficiency alternative is reflected in the product's CO2 impact score. This score provides a simple means of measuring the

reduced CO2 emissions compared with a minimal efficiency alternative. The CO2 Impact Score is internally calculated based on a typical product lifetime and does not denote a third party certification/seal.



Max efficiency is assumed for all units at all times for all Treescore calculations. Total environment benefit numbers are achieved by multiplying benefit/yr with Heat-exchanger or Thermal-shock waffanty to get total benefit over the course of life of the product. Values used for CO2 emitted per million BTUs are 117lb for NAT GAS, 139lb for PROPANE. US electrical grid's average carbon footprint of 270lb/ million BTUs is used as electricity carbon footprint. Runtime for units is assumed to be: Pool= 1600hrs/year, Commercial=2000hrs/year. All products are compared to their min. efficiency counterparts based on application/ use. (Example: HPPH is compared to NAT GAS Pool heater). For all calculations heaters with same BTU rating (heating capacity) are compared to baseline heaters with min. efficiency as per US regulatory authorities. Treescore is calculated based on lesser CO2 emitted by our products vs CO2 absorbed by trees. (CO2 absorbed over 10years by a new average seedling planted today is 132.27lb). Lesser CO2 emitted calculations exclude CO2 footprint of building and recycling the product. Environmental benefit is only applicable for the time for which the higher efficiency product is used by customer.



CONTROL FROM ANYWHERE

You can control your Crosswind V settings from across the street — or across town — right from your phone. Whether you're adjusting the pool heater temperature or checking on other pool functions, it's all possible through the Raymote app.



Download the free Mobile App Today!



Automation

Enables you to automate and manage your pool temperature with ease.


Stay Informed

Real-time updates notify you of any service or maintenance needs so your heater and pool are always ready to be used.

Route Management

Track heater status and service alerts to help dispatch technicians and/or schedule daily, weekly routes.





Model	BTU/COP 80, 80, 80*	BTU/COP 80, 63, 80*	BTU/COP 50, 63, 80*	Electrical Input (kW)	Breaker (Amps)	Dimensions	Unit Weight	Shipping Weight
STANDARD								
TWPH-4550EHT08	85,000/5.8	80,000/5.5	56,000/4.0	4.3	50min/ 60max	33"x33"x37"	247 lbs	265 lbs
TWPH-5550EHT08	102,000/6.1	95,000/5.9	65,000/4.0	4.8	60min/ 70max	33"x33"x37"	268 lbs	286 lbs
TWPH-6550EHT08	118,000/6.1	110,000/5.9	75,000/4.0	5.4	60min/ 70max	33"x33"x37"	268 lbs	286 lbs
TWPH-8550EHT08	138,000/6.0	130,000/5.8	87,000/4.2	6.6	60min/ 70max	33"x33"x37"	312 lbs	330 lbs
DELUXE								
TWPH-6550EHC08	115,000/6.0	108,000/5.8	72,000/4.2	5.4	60min/ 70max	33" x 33" x 37"	268 lbs	287 lbs
TWPH-8550EHC08	137,000/5.8	129,000/5.7	85,000/4.1	6.7	60min/ 70max	33" x 33" x 37"	312 lbs	331 lbs

All models 208-230VAC, 1-Ph, 60 Hz. All models use R-410A refrigerant. HC = heat/cool model. *Tested to AHRI 1160. Maximum water flow 30-60gpm.

Raypak Tech Corner

Looking for quick answers to your Raypak troubleshooting questions? We've got you covered! Skip the wait times on the phone and check out our self-serve resource center, Tech Corner.

Our comprehensive database is designed to help you diagnose and solve issues you may encounter with your Raypak equipment quickly and easily.

raypak.com/support/tech-corner/

