

FX | LUMINAIRE®  
LM-20



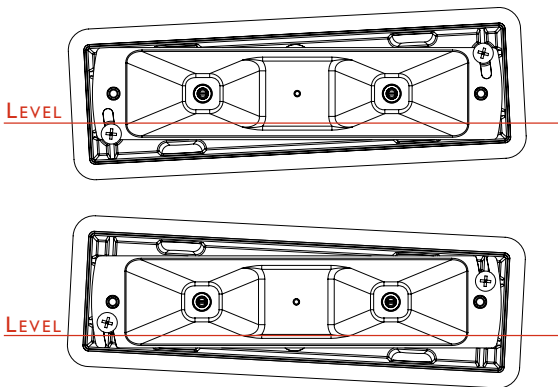
COMMERCIAL QUALITY,  
RESIDENTIAL PRICE POINT

The patent pending LM is engineered to bring light to areas such as walkways, stairways and decks as well as to other foot traffic hazards that don't have an adjacent planter area for pathlighting or trees and trellis from which to downlight.

Incorporated into the design is the LevelX® feature. The LevelX® assures the lighting installer that the faceplates of these permanently mounted fixtures will remain perfectly level upon completion of the installation. Many step and wall lights on the market today are designed so that if the mounting box is installed out-of-level, the faceplate, once installed, will also be noticeably out-of-level.

Some of the features of the LM include: Sleeve is permanently mounted in concrete or wood wall combined with multiple threaded knockouts, easy-to-remove box for unforeseen future problems prevents having to chip away at the wall for repairs, and corrosion-free stainless steel inserts.

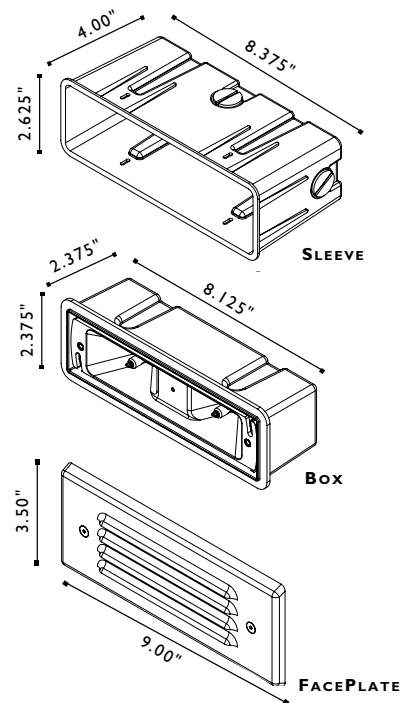
LOUVER MASSIMO® | FX LUMINAIRE®




PERFECTION EVERY TIME

The Patent Pending LevelX® system allows the composite sleeve to be up to 3/8" out of level, in either direction, while still allowing the faceplate to be laser level!


The secret: The trim attaches to the adjustable reflector assembly – not the composite sleeve or body. Heavy foam gasket keeps light spill to a minimum.



STAIRWAY LIGHTING



PERIMETER LIGHTING



# LOUVERMASSIMO® – ORDERING INFORMATION

The LM comes standard with two 10 watt Xenon G4 and a Copper faceplate.

## STANDARD PARTS:

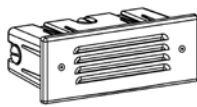


## STANDARD OPTIONS:

1 + 2 + 3 ORDERED TOGETHER ON SAME LINE


## AVAILABLE LAMP CONFIGURATIONS:

Your choice of lamp will come pre-installed.

FIXTURE/CODE	WATTAGE/CODE	AVG. LIFE HOUR
<b>1</b> LM 	<b>2 XENON LAMP OPTIONS:</b>	
	20 (2 x 10 watts)	10,000









## STANDARD FINISH OPTIONS: LOUVERMASSIMO

Copper is standard. All other choices must be specified.

	CODE	DESCRIPTION
	CU	Copper <i>(will naturally patina)</i>

## NON-STOCKING FINISH OPTIONS: LOUVERMASSIMO

Allow extra time for the following finish options:


	<b>3</b> BZ	Bronze Metallic
	DG	Desert Granite
	BF	Black Wrinkle
	VF	Verde Speckle
	SB	Sedona Brown
	WF	White Wrinkle
	WI	Weathered Iron
	NP	Nickel Plate

## ORDERING SAMPLE:

SECTIONS:	DESCRIPTION:	WHAT TO ORDER:
1 + 2 + 3 <small>optional</small>	 +  + 	= LM-20-CU

## PHOTOMETRICS:

Spacing for minimum footcandle illumination on level ground.  
 Note: 1fc for commercial projects  
 .3fc for residential projects



wall	ϕ	Footcandle Power
		Distance from Center LM-20
2'		1' 4.3
		2' 1.3
4'		3' .50
		4' .25
6'		5' .18
		6' .12
8'		

For conversion to lumens: Multiply footcandles x 10. See FX glossary for a full description of fc and lumens.