


FX | LUMINAIRE®  
CL-20, CL-35

DOWNLIGHTING



GLARE-FREE  
ILLUMINATION

The FX Luminaire® CopertinaLuce® was created from the need for a high quality fixture that would be at home in fine landscapes or architectural structures such as trellises, arbors, or dining pavilions.

The CopertinaLuce® is precisely machined from solid copper which blends beautifully with redwood surroundings. Installation is clean and simple with low voltage lights, so there is no need for conduit which destroys the appearance of finely crafted structures.

The CL can be installed without any visible wiring or mounting hardware. This fixture is to exterior lighting what recessed lights are to interior lighting in that they both introduce glare-free illumination without being intrusive.

The copper will patina naturally over time and can be accelerated with solution spray. For patina formulas visit our website at: [www.FXL.com/learning/patina.htm](http://www.FXL.com/learning/patina.htm)

COPERTINALUCE® | FX LUMINAIRE®

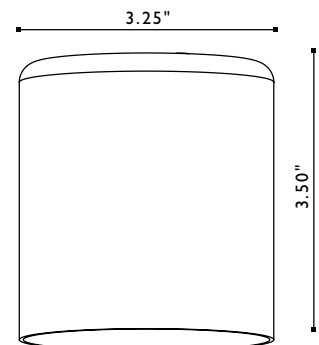


LONG-TERM CONTRIBUTION

*The key to successful outdoor lighting is to incorporate the equipment into the structures or garden without introducing a conflicting design element.*

*Milled from solid copper, the CL is engineered to make a long term contribution to any fine project. Compare FX copper luminaires with any other, you will find a dramatic difference in quality of materials, precision of fit and consistency of finish.*

**Note: This fixture is designed for downlighting only.**



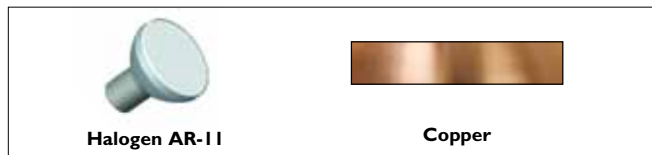
ARCHITECTURAL  
ACCENTS



# COPERTINALUCE® - ORDERING INFORMATION

The CL comes standard with any watt Halogen AR-11 lamp and in Copper (CU).

## STANDARD PARTS:



## ORDERING SAMPLE:

SECTIONS:	DESCRIPTION:	WHAT TO ORDER:
1 + 2 + 3 <small>optional</small>	+  +	= CL-20

## STANDARD OPTIONS:

1 + 2 + 3 ORDERED TOGETHER ON SAME LINE

## AVAILABLE LAMP CONFIGURATIONS:

Your choice of one lamp will come pre-installed.

FIXTURE/CODE	WATTAGE/CODE	DESCRIPTION
<b>1</b> CL 	<b>2 HALOGEN (H) LAMP OPTIONS:</b>	
	<b>20H</b> <b>20N-H</b> <b>20V-H</b>	20 watt Halogen, wide 32° beam Avg. life 2000 hours 20 watt Halogen, narrow, 18° beam, Avg. life 2000 hours; 20 watt Halogen, very narrow, 6° beam, Avg. life 2000 hours
<b>HALOGEN (H) MR-11 LAMP OPTIONS:</b>		
	<b>35H</b>	35 watt MR-11 Halogen, wide 32° beam Avg. life 2000 hours

## STANDARD FINISH OPTIONS:

Copper is standard. All other choices must be specified.

CODE	DESCRIPTION
<b>CU</b>	Copper <i>(will naturally patina)</i>

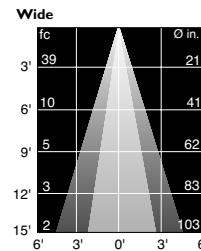
## NON-STOCKING FINISH OPTIONS:

Allow extra time for the following finish options:

	<b>3</b> <b>BZ</b>	Bronze Metallic
	<b>DG</b>	Desert Granite
	<b>BF</b>	Black Wrinkle
	<b>VF</b>	Verde Speckle
	<b>SB</b>	Sedona Brown
	<b>WF</b>	White Wrinkle
	<b>WI</b>	Weathered Iron
	<b>NP</b>	Nickel Plate

## PHOTOMETRICS:

### 20 OR 35 WATT WIDE



#### Key:

Ø: Denotes the circle diameter, in inches, at that distance from lamp (3, 6, 9', etc.)

fc: footcandle; for approximate conversion to lumens, multiply footcandles by 10.