

SPECIFICATION SHEET: BDF PUMP SERIES

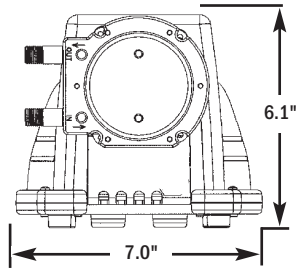
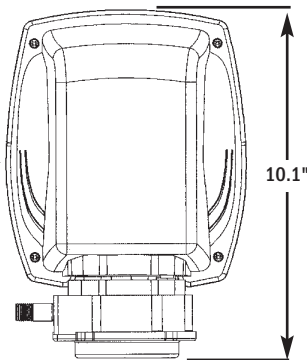
STENNER PUMPS

24-HOUR TIMER



MODELS

- 25BDF1HP · 25BDF1
- 25BDF2HP · 25BDF2
- 25BDF3
- 25BDF4
- 25BDF5



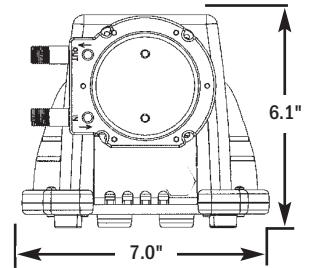
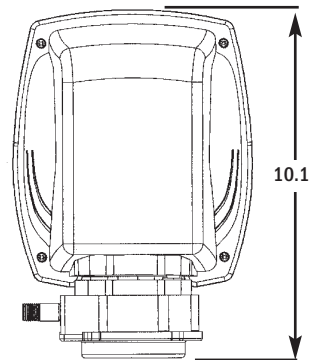
SHIPPING WEIGHT 9 lbs (4 kg)

7-DAY TIMER




MODELS

- 25BDF1HP-7 · 25BDF1-7
- 25BDF2HP-7 · 25BDF2-7
- 25BDF3-7
- 25BDF4-7
- 25BDF5-7



SHIPPING WEIGHT 9 lbs (4 kg)



PRODUCT LISTINGS VARY BY MODEL. CONTACT FACTORY FOR DETAILS.

FEATURES

- Positive displacement pump.
- 3-point roller design assists in anti-siphon protection.
- Pump head requires no valves, allows for easy maintenance.
- Self-priming against maximum working pressure, foot valve not required.
- Pump does not lose prime or vapor lock.
- Pumps off-gassing solutions and can run dry.
- Output volume is not affected by back pressure.
- Injection check valve included with 25BDF1HP and 25BDF2HP models.
- Easy to change pump tube; lubrication is not required.
- Pump tubes and pump heads interchange between models.
- All pump accessories included allow a fast and easy installation.



Stenner Pump Company
3174 DeSalvo Road
Jacksonville, Florida 32246

Phone
US Toll Free
Fax

904.641.1666
800.683.2378
904.642.1012

www.stenner.com
sales@stenner.com

© Stenner Pump Company All Rights Reserved

SPECIFICATION SHEET: BDF PUMP SERIES

STENNER PUMPS

SPECIFICATIONS

OUTPUT RANGE

Up to 21 ounces per event

MAXIMUM WORKING PRESSURE

100psi

25BDF1HP, 25BDF2HP

25BDF1HP-7, 25BDF2HP-7

25psi

25BDF1, 25BDF2, 25BDF3, 25BDF4, 25BDF5

25BDF1-7, 25BDF2-7, 25BDF3-7,

25BDF4-7, 25BDF5-7

MAXIMUM AMBIENT and FLUID TEMPERATURE

125°F (52° C)

MAXIMUM SUCTION LIFT

25' vertical lift

MOTOR TYPE

1/30 HP, gear motor

FINAL MOTOR RPM

12

DUTY CYCLE

Continuous

MOTOR VOLTAGE (AMP DRAW)

120V 60Hz 1PH (1.2)

POWER CORD PLUG END

120V 60Hz - NEMA 5/15

WET END COMPONENTS

PERISTALTIC TUBE

Santoprene® *FDA approved

optional Tygothane®** FDA approved

TUBE FITTINGS, COMPRESSION NUTS

Type 1 rigid PVC-NSF listed

SUCTION STRAINER & WEIGHT

Type 1 rigid PVC body, ceramic weight - NSF listed

SUCTION/DISCHARGE TUBING & FERRULES

LDPE polyethylene, NSF and FDA approved

CHECK VALVE (injection fitting & body)

Type 1 rigid PVC-NSF listed

CHECK VALVE DUCKBILL

Santoprene®* FDA Approved

Pellathane®† (with Tygothane® tube)

OTHER COMPONENTS

ALL PUMP HOUSINGS

GE Lexan®†† Polycarbonate

PUMP HEAD ROLLERS

HDPE

ROLLER BUSHINGS

Bronze Oilite

ALL FASTENERS

Stainless Steel

POWER CORD TYPE

SJTOW

*Santoprene® is a registered trademark of Advanced Elastomer System.

**Tygothane® is a registered trademark of Saint-Gobain Performance Plastics.

†Pellathane® is a registered trademark of The Dow Company.

††Lexan® is a registered trademark of General Electric.

Consult General Electric for chemical resistance of Lexan®

ACCESSORY KIT SHIPPED WITH EACH PUMP

3 connecting nuts 1/4"

3 ferrules 1/4"

1 injection check valve 26-100 psi (1.7-6.9 bar)

OR 1 injection fitting 0-25 psi (0-1.7 bar)

1 weighted suction line strainer 1/4"

1 20' roll suction/discharge tubing 1/4" white

1 manual

BDF SERIES PUMP 24-HOUR TIMER OUTPUT

Model	Maximum Pressure	Pump Tube Number	output control	maximum gallons per day	maximum liters per day	ounces per hour	milliliters per hour
25BDF1HP*	100 psi (6.9 bar)	#1	24-hr Timer	0.3	1.1	0.06 to 1.3	2.0 to 39.0
25BDF2HP*	100 psi (6.9 bar)	#2	24-hr Timer	1.0	3.8	0.21 to 4.5	6.0 to 134.0
25BDF1	25 psi (1.7 bar)	#1	24-hr Timer	0.3	1.1	0.06 to 1.3	2.0 to 39.0
25BDF2	25 psi (1.7 bar)	#2	24-hr Timer	1.0	3.8	0.21 to 4.5	6.0 to 134.0
25BDF3	25 psi (1.7 bar)	#3	24-hr Timer	2.0	7.6	0.48 to 10.0	14.0 to 302.0
25BDF4	25 psi (1.7 bar)	#4	24-hr Timer	3.0	11.4	0.71 to 15.0	21.0 to 449.0
25BDF5	25 psi (1.7 bar)	#5	24-hr Timer	4.0	15.1	1.00 to 21.0	30.0 to 625.0

*Pump supplied with injection check valve for 26-100 psi (1.7-6.9 bar) applications

BDF SERIES PUMP 7-DAY TIMER OUTPUT

Model	Maximum Pressure	Pump Tube Number	output control	maximum gallons per day	maximum liters per day	ounces per hour	milliliters per hour
25BDF1HP-7*	100 psi (6.9 bar)	#1	7-day Timer	0.3	1.1	0.06 to 1.3	2.0 to 39.0
25BDF2HP-7*	100 psi (6.9 bar)	#2	7-day Timer	1.0	3.8	0.21 to 4.5	6.0 to 134.0
25BDF1-7	25 psi (1.7 bar)	#1	7-day Timer	0.3	1.1	0.06 to 1.3	2.0 to 39.0
25BDF2-7	25 psi (1.7 bar)	#2	7-day Timer	1.0	3.8	0.21 to 4.5	6.0 to 134.0
25BDF3-7	25 psi (1.7 bar)	#3	7-day Timer	2.0	7.6	0.48 to 10.0	14.0 to 302.0
25BDF4-7	25 psi (1.7 bar)	#4	7-day Timer	3.0	11.4	0.71 to 15.0	21.0 to 449.0
25BDF5-7	25 psi (1.7 bar)	#5	7-day Timer	4.0	15.1	1.00 to 21.0	30.0 to 625.0

*Pump supplied with injection check valve for 26-100 (1.7-6.9 bar) psi applications

NOTICE: The information within this chart is solely intended for use as a guide. The output data is an approximation based on pumping water under a controlled testing environment. Many variables can affect the output of the pump. Stenner Pump Company recommends that all metering pumps undergo field calibration by means of analytical testing to confirm their outputs.