




HAYWARD®

TriStar® Waterfall

»»» High Performance Pump Series



Spectacularly quiet, powerful & energy efficient.



Our low-head/high-flow TriStar® Waterfall Pumps are specifically designed for large-volume waterfall, spillway and negative-edge applications. Offered in two sizes, 75 gpm and 120 gpm, they run 60% quieter and use 60% less electricity than standard single-speed pumps.



SUPERIOR FLOW AND ENERGY EFFICIENCY

TriStar Waterfall Pumps feature heavy-duty, energy efficient motors and pump technology, allowing our pumps to run 60% quieter and use 60% less electricity compared to standard single-speed pumps.



EASY INSTALLATION & MAINTENANCE

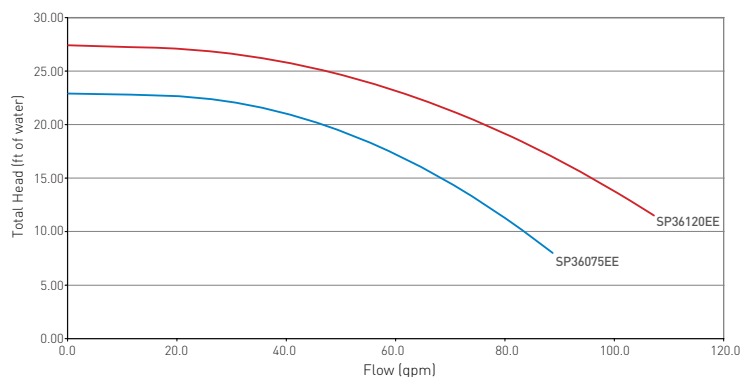
2" x 2 1/2" CPVC union connections make TriStar Waterfall pump easy to install and service. A see-through, Tri-Lock cam and ramp strainer cover lets you see when the basket needs cleaning and seals in less than a quarter turn. An extra-large, no-rib strainer basket provides extra leaf-holding capacity and easy debris removal.



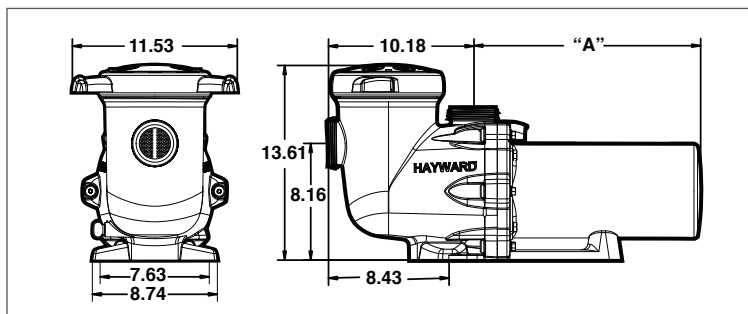
PRESSURE TESTABLE TO 50 PSI MAXIMUM

Note: The TriStar Waterfall pumps are low-head, high-flow pumps. The piping system should be designed such that the discharge of the waterfall, spillway or cascade is no more than 10 feet above the surface of the water in the pool.

TRISTAR WATERFALL VS TOTAL HEAD



OVERALL DIMENSIONS (INCHES)



PUMP OUTPUT (GPM) VS TOTAL RESISTANCE TO FLOW (FEET OF HEAD)

MODEL NUMBER FULL RATED ENERGY-EFFICIENT	10 FT.	15 FT.	20 FT.	25 FT.	30 FT.
SP36075EE	83	63	47	-	-
SP36120EE	110	97	79	41	-

SPECIFICATIONS

MODEL NUMBER FULL RATED ENERGY-EFFICIENT	GPM	VOLTAGE	UNION CONNECTIONS	DIM "A"	CTN. QTY	CTN. WEIGHT
SP36075EE	75	115/208/230	2" x 2 1/2"	13 7/8"	1	50 lbs.
SP36120EE	120	115/208/230	2" x 2 1/2"	13 7/8"	1	50 lbs.

