

# ***INTER-FAB***

*inter-fab.com*

## **ECHOES OF NATURE WOK™ Assembly & Installation Instructions**

*Shown is both a medium  
and small pedestal WOK  
system.*



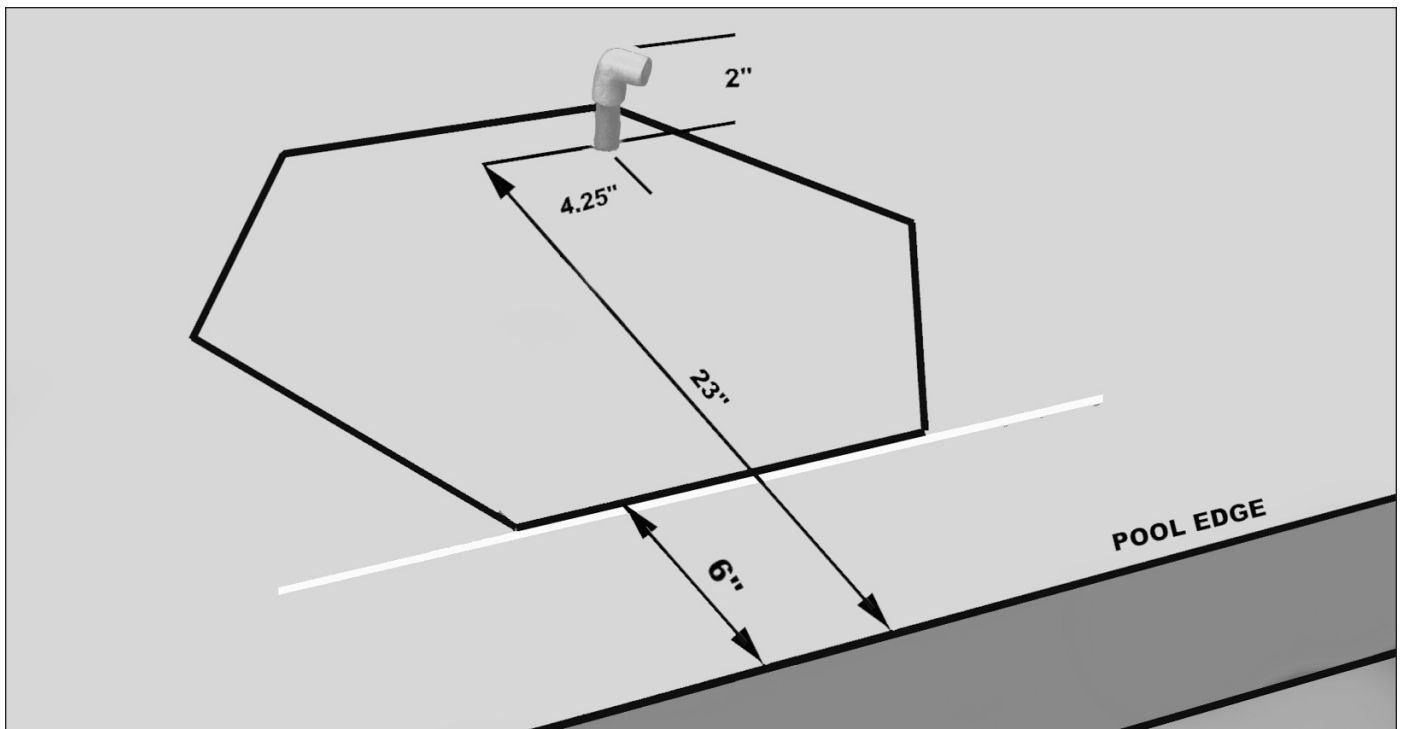
**3050 S. ALVERNON WAY • TUCSON, AZ 85713  
520.790.7040 • 800.737.5386 • FAX 520.790.7127**

***inter-fab.com***

## **IMPORTANT NOTES FOR INSTALLER:**

1. If you are installing two (2) WOKs intending that the water overflows from the taller WOK into the shorter WOK, then position the lower WOK relative to the pool edge **FIRST** as shown in Fig. A below. Next, position the taller WOK relative to the lower WOK, then outline the footprint of the taller pedestal on the deck and position the stub-up so it is approximately centered within the taller pedestal's footprint.

**TIP:** For dual WOK installations make sure to insert the 3/4" plug (included with short WOK) into the water inlet on the shorter WOK.



**Fig. A**

2. If you are installing a single WOK on a short pedestal it is very important to note that correct placement of the water stub-up is essential for a correct installation. When installing only the short pedestal the stub-up must be positioned **EXACTLY** as shown in Fig. A above or the install will not work.

The CENTER for the 1/2" stub-up is 23" back from the edge of the pool and 4.25" to the right of the pedestal centerline based on 90° (see Fig. A above). The stub-up should not exceed a height of 2".

3. It is highly recommended that a ball valve (not included) be plumbed into the pool return line that supplies water to the WOK. This will allow the water flow for the WOK to be adjusted as necessary.

## **STEP ONE:**

WOK requires a 1/2" water stub-up from pool return. (See Fig. A)

**NOTE:** If installing just the short pedestal, ensure that stub-up is installed exactly as shown in Fig. A.

Using PVC glue (*not included*) insert one end of the 1/2" PVC flex pipe into the stub-up on the deck. **Allow glue to dry**, place pedestal on the deck in the correct position, wrap extra flex pipe inside pedestal, then place the WOK on top of the pedestal (Fig. 4... shown upside down).

**TIP:** The WOK will only fit on the pedestal in one direction.



**Fig. 1**




**Fig. 2**


## **STEP TWO:**

Locate the water inlet on the WOK (Fig. 1 & Fig. 2). Gently lift the WOK near the water inlet and using PVC glue, insert the other end of the 1/2" PVC flex pipe into the supplied 1/2" x 3/4" bushing. Next, glue the bushing into the water inlet fitting on the WOK (Fig. 3).

**Allow glue to dry.**



**Fig. 3**



**Fig. 4**

**IMPORTANT: DO NOT SIT ON, STAND ON, OR DIVE FROM THE WOK.**

## LIMITED WARRANTY

**Inter-Fab, Inc.** will repair or replace, at its option, any product manufactured by Inter-Fab, Inc. that fails during the applicable warranty period because of a manufacturing or material defect; provided that the defect is not the result of improper installation, improper use or care, negligence or natural accidents (acts of God). The applicable warranty period for products manufactured by Inter-Fab, Inc. is three (3) years from the date of retail purchase, except as specified below:

**Echoes of Nature™** products are individually handcrafted and painted by skilled artisans and as a result, dimensional differences and color variations are normal and are not a basis for warranty coverage. The warranty period for pumps sold with the Echoes of Nature™ products is three (3) years from the date of retail purchase.

**Water Sports™** sports equipment warranty periods are as follows: Volleyball Poles, Basketball Post, Basketball Rim, and Basketball Backboard one (1) year from date of retail purchase; and Volleyball, Volleyball Net, Basketball, Basketball Net, and Pumps are warranted for ninety (90) days from date of retail purchase.

**T7™** Edgewater™ and Lighted Edgewater™ features warranty period is one (1) year from date of retail purchase.

**Zoomerang™** slide products warranty period is one (1) year from the date of retail purchase.

**Build Your Own Slide™** (BYOS™) warranty period is one (1) year from the date of retail purchase.

**City Slide™** products warranty period is one (1) year from the date of retail purchase.

Unless expressly stated otherwise all products manufactured by Inter-Fab are for residential installation and use only. Inter-Fab, Inc. expressly disclaims any and all warranties and liability arising from the installation or use of its residential products used in a commercial application. Products expressly manufactured for commercial installation and use will be subject to this limited warranty.

This limited warranty is in lieu of all other warranties, whether express or implied. Inter-Fab, Inc. disclaims any warranty of merchantability or fitness for a particular use, and noninfringement in relation to any of its products and Inter-Fab, Inc. is not liable for consequential, incidental or specific damages. This warranty is limited to the repair or replacement of the manufacturing or material defect, or refund of the original purchase price, whichever is less, at the sole option of Inter-Fab, Inc., and expressly does not cover any labor or reinstallation expenses related to the replacement of any and all Inter-Fab products. This limited warranty shall be the sole and exclusive remedy of irrespective of whether the claims are made in contract, tort, warranty, law, equity or by statute.

This warranty is to the original purchaser of the product only. Inter-Fab's limited warranty is neither transferable nor portable from consumer to consumer. The effective coverage date begins at the date of retail purchase. Product owner or representative must notify Inter-Fab, Inc. (or its wholesale agent) in writing, giving a full description of the nature of the product defect or failure along with proof of purchase, serial number(s) of the product and photos within thirty (30) days of the expiration of the applicable warranty period. Inter-Fab, Inc. reserves the right to physically inspect damaged or defective products or components to determine the cause of the damage or defect, prior to authorizing repair or replacement of its products.

***INTER-FAB***  
*inter-fab.com*

**3050 S. Alvernon Way • Tucson, AZ 85713**

**520.790.7040 • 800.737.5386 • Fax 520.790.7127 • inter-fab.com**