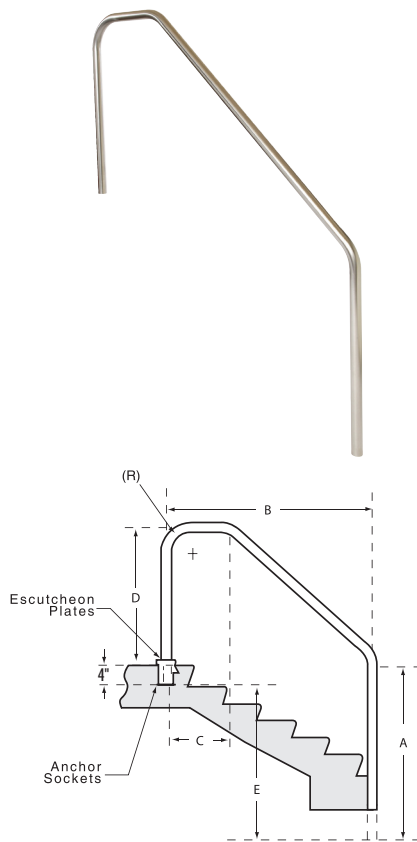


Hand & Stair Rails

3-Bend

- Tubing: 1.90" OD
- Wall Thickness: .049", .065"
- Type: 304, 316L* stainless steel
- Bends: 6" Radius
- Powder Coating and SealedSteel available
- Anchors and escutcheons sold separately

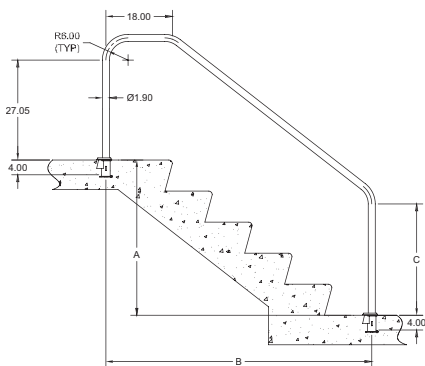


Model #	Description	A	B	C	D	E	Shipping Wt.	L	W	H
3HR-4	4' 3-BEND	26"	4'-0"	18"	32"	26"	17 lbs.	60"	42"	2"
3HR-5	5' 3-BEND	26"	5'-0"	18"	32"	36"	22 lbs.	72"	42"	2"
3HR-5.5	5'6" 3-BEND	29"	5'-6"	18"	32"	32"	25 lbs.	78"	42"	2"
3HR-6	6' 3-BEND	26"	6'-0"	18"	32"	46"	27 lbs.	84"	42"	2"
3HR-6.5	6'6" 3-BEND	29"	6'-6"	35"	34"	32"	30 lbs.	90"	42"	2"
3HR-7	7' 3-BEND	29"	7'-0"	40"	30"	36"	32 lbs.	94"	42"	2"
3HR-8	8' 3-BEND	33"	8'-0"	53"	34"	30"	37 lbs.	105"	42"	2"

*Marine Grade, add -MG to part number when ordering. REQUIRED for Salt Pools.

Note: Anchor sockets and escutcheons are not included. Add -1 to part number for extended length on pool (front) leg. Add -2 to part number for extended length on both legs. Add -3 to part number for extended length on deck (back) leg. Add -049 for .049", -065 for .065" wall thickness. Example: 2HR-5-049 5' 2-bend rail, .049 wall. For powder coated add -RG for Rock Gray, -SG for Silver Gray, -PW for White, or -TP for Taupe to the part number when ordering. For SealedSteel add -VW for White, -VG for Pewter Gray, or -VT for Taupe to the part number when ordering.

Heavy Duty Three Bend




Heavy Duty 3-Bend

- Tubing: 1.90" OD or 1.50" OD
- Wall Thickness: .065", .109", or .145"
- Type: 304 stainless steel
- Anchors and escutcheons sold separately

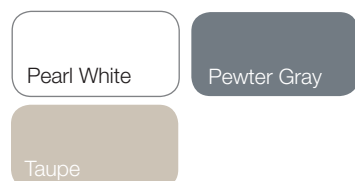
Item No.	Description	Shipping Wt.	L	W	H
10154	4 foot 3-bend, .065" wall, 1.90" OD	14 lbs.	60"	42"	2"
10155	4 foot 3-bend, .109" wall, 1.90" OD	23 lbs.	60"	42"	2"
10156	4 foot 3-bend, .145" wall, 1.90" OD	30 lbs.	60"	42"	2"
12050	4 foot 3-bend, .120" wall, 1.50" OD	17 lbs.	60"	42"	2"
10157	5 foot 3-bend, .065" wall, 1.90" OD	16 lbs.	72"	42"	2"
10158	5 foot 3-bend, .109" wall, 1.90" OD	25 lbs.	72"	42"	2"
12051	5 foot 3-bend, .120" wall, 1.50" OD	18 lbs.	72"	42"	2"
10159	5 foot 3-bend, .145" wall, 1.90" OD	33 lbs.	72"	42"	2"
10160	6 foot 3-bend, .065" wall, 1.90" OD	17 lbs.	84"	42"	2"
10161	6 foot 3-bend, .109" wall, 1.90" OD	28 lbs.	84"	42"	2"
12052	6 foot 3-bend, .120" wall, 1.50" OD	20 lbs.	84"	42"	2"
10162	6 foot 3-bend, .145" wall, 1.90" OD	36 lbs.	84"	42"	2"

Powder Coated Colors



Actual product colors may vary

SealedSteel Colors



Actual product colors may vary

